AFRIKANER
NASIONALE VEILING

in samewerking met die **Hoopstad Bultelersvereniging**

WOENSDAG **7 OKTOBER** 2026

HOOPSTAD

Onder beskerming van die **ABTG**

20 Bulle • **15** SP Vroulike Diere
50 Komersiële Vroulike Diere

VLEISSENTRAAL
BLOEMFONTEIN

Stephan Jacobs - 076 976 3540
Myburgh Goosen - 072 454 8441
Barend Britz (Bemarker) - 082 776 0495
Gert Coetsee - 082 414 5177 (Vleissentraal)

THANK YOU

TO OUR SPONSORS

Unistel Medical Laboratories

Bothaville Vleismark SEDERT 1977

TAU MEULE · VOERE

FarmTalk

farmer's weekly

Hinterland™

CASE IH AGRICULTURE

Pick n Pay Hoopstad

VLEISSENTRAL

MOLATEK

Senwes equipment

The Afrikaner Cattle Breeders' Society of South Africa sincerely appreciates your valued support and contribution towards the success of our National Auction.

Together we build a stronger future for the Afrikaner breed.

ANIMAL, OWNER AND PEDIGREE INFORMATION

1 2 3 4 5

LOT 1 (M)

Breed Logo

SB 200201 PP(c)

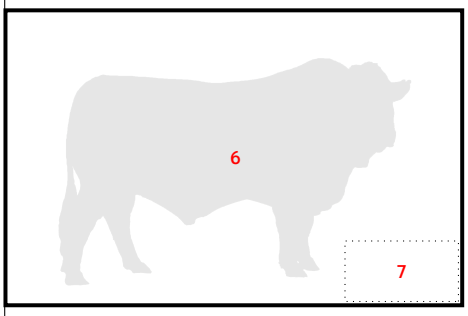

Herd Book	SP
Birth date	2020-01-01
Age	2y 7m
Inbreeding	1%
DNA	ABC001234

9 (& 10)

Parentage	Sire	Dam
DNA	✗	✔
Genomic	✗	✔

11

SB 140007

SB 140010
Age 7 | AFC 27 | ICP 366
Calves 6 | Weaned 2
Avg. WI 89 | Wean Mat. 93
Calvings: 16-11, 17-10, 18-10, 20-03, 21-03, 22-04, 23-04

12

SB 110001

SB 110012 P
Age 10 | AFC 32 | ICP 475
Calves 5 | Weaned -
Avg. WI - | Wean Mat. 80

SB 110001

SB 060004 PcH
Age 13 | AFC 72 | ICP 360
Calves 8 | Weaned 7
Avg. WI 105 | Wean Mat. 110

13

SUPERBULL BREEDERS

8

Town, Province
078 737 2855
super_bull@webmail.com

1. Lot Number & sex (mixed lots)
2. Breed's logo
3. **GT** - animal is genomically tested
4. Animal Identification Number
5. Polled Status
   - Celtic: PP(c)/Pp(c) - polled, HH(c) - horned
   - Phenotypic: P/PcH - polled, HH - horned, SC - scurs
6. Animal's photo, or Herd's logo
7. Herd's logo
8. Owner's information
9. Animal's information
   - Herd book section
   - Birth date
   - Animal's age
   - Animal's inbreeding percentage
   - DNA Number - if available
10. Additional information (only females)
    - Age at first calving
    - Number of calves born
    - Number of calves weaned
    - Average Wean Index
    - Intercalving Period
11. Parentage Verification - a green tick (✔) indicates that the sire and/or dam has been verified via microsatellite (DNA) and/or Genomic testing
12. Dam information
    - Age and Number of Calvings
    - Average Wean Index and Number of Calves Weaned
    - Age at First Calving and Intercalving Period
    - Cow award
13. Four (4) generation pedigree

QR Code
This code can be scanned with a smart device. It redirects to the animal's information on **www.SABeefBulls.com** where additional information for the animal is available.

Myostatin	
Q204X	Free
NT821	Carrier
F94L	Not Tested

Myostatin Results
- Free - free from double muscling genes
- Carrier - heterozygotic / carrier of one double muscling gene
- D. Muscled - homozygotic / double muscled

GENETIC VALUES - BUILDING BLOCKS

Calf and Mother				Fertility				Post-Wean Growth			Frame			Carcass		
Birth Dir.	Birth Mat.	Wean Dir.	Wean Mat.	Scr. Circ.	Heifer Fert.	Cow Fert.	Longev.	Post Wean	ADG	FCR	Mature Weight	Height	Length	EMA	Fat	Mar
83	**121**	**130**	**89**	**112**	**84**	**101**	**112**	**125**	**126**	**129**	**113**	**104**	**115**	**149**	**82**	**119**
87%	*70%*	*83%*	*70%*	*81%*	*68%*	*59%*	*69%*	*72%*	*76%*	*80%*	*65%*	*81%*	*80%*	*77%*	*74%*	*73%*
10	11	12	13	16	14	15	17	18	19	20	21	22	23	25	26	27

The Logix Selection Values are compiled of specific genetic building blocks, as indicated in the selection value descritions on the next page.
These genetic building blocks are indicated in the catalogue by their Breeding Value indices and accuracies.

PHENOTYPIC VALUES

Birth Weight	205D Weight	365D Weight	540D Wegiht	ADG Index	FCR Index	Scrotum	LH
47kg	**239kg** | *109 (19)*	**284kg** | *99 (10)*	**390kg** | *92 (10)*	**1680g/d** | *90 (13)*	**6.08** | *98*	**353mm** (D1)	**1.20**
10	12			19	20	16	24

- 205D, 365D, 540D weights - adjusted weaning, year and 18 month weights, the phenotypic index obtained, and the number of animals in the contemporary group
- ADG and FCR Indices - phenotypic index obtained within the animal's contemporary group
- Scrotum - adjusted scrotal circumference, in mm, as measured at the end of the growth test, as well as the growth test type
- Length-Height Ratio (LH) - the animal's length to height ratio, as measured at the end of the growth test

© Compiled by the South African Stud Book and Livestock Improvement Association
All Pedigree- and Performance Data is as recorded on LOGIX on 18 September 2026

LOGIX SELECTION VALUES

COW VALUE	108
103	Calving Ease Value
118	Calf Growth Value
86	Milk Value
80	Maintenance Value
110	Fertility Value
GROWTH VALUE	105
CARCASS VALUE	110
PRODUCTION VALUE	103



Logix Cow Value

Selection of:

- Fertile cows,
- with low maintenance,
- that calf easily,
- and wean heavy calves relative to own weight

Calving Ease Value
Low birth weight calves
Measurement: Birth weight
EBVs: Birth Weight Direct and Maternal

Calf Growth Value
Heavy weaner calves
Measurement: Weaning weight
EBVs: Weaning weight Direct

Milk Value
Good mothering ability
Measurement: Weaning weight
EBVs: Weaning weight Maternal

Maintenance Value
Low cow weight
Measurement: Mature cow weight, Weaning weight
EBVs: Mature weight + 10% Wean Maternal

Fertility Value
Fertile cows (calve early and regularly while family is retained in stud herds)
Measurement: Age at first calving, ICP and retention
EBVs: Heifer fertility, Cow fertility, and Longevity

Logix Growth Value

Selection for efficient growers on veld and in feedlot

Measurements: Phase C and D Growth test traits

EBVs: Weaning weight, End weight, ADG and Intake

Logix Carcass Value

Selection for higher meat yields on a carcass

Measurements: Phase C and D Growth test traits, RTU scanning traits

EBVs: End weight, Eye Muscle Area and Fat

Logix Production Value

Selection for profitable animals

80% of the Cow Value, and 20% of the Growth Value

HOW TO USE SELECTION VALUES

Logix Breeding Value Indices and Selection Values are versatile and can be used effectively to select various types of animals suitable for different environments and markets. Three examples of selection goals are shown. Always check all selection values for compatiblility with your specific selection goal and never select only on the Cow Value.

AVERAGE ANIMALS

(NO GROWTH EXTREMES)

COW VALUE	115
108	Calving Ease Value
106	Calf Growth Value
106	Milk Value
101	Maintenance Value
100	Fertility Value

- Selection Values 90 to 110
- Cow Value & Fertility Value average to high

A safe choice, as animals are profitable in most environments.

GROWERS

(GOOD ENVIRONMENT)

COW VALUE	115
86	Calving Ease Value
122	Calf Growth Value
116	Milk Value
81	Maintenance Value
100	Fertility Value

- Calf Growth / Growth Value > 110
- Cow Value & Fertility Value average to high

Growers are heavier at birth (lower Calving Ease Value), and heavier at maturity (lower Maintenance Value).

LOW-MAINTENANCE ANIMALS

(HARSH ENVIRONMENT)

COW VALUE	115
112	Calving Ease Value
96	Calf Growth Value
117	Milk Value
115	Maintenance Value
100	Fertility Value

- Maintence Value > 110
- Cow Value & Fertility Value average to high

Lighter cows have a lower maintenance (higher Maintenance Value).

© Compiled by the South African Stud Book and Livestock Improvement Association
All Pedigree- and Performance Data is as recorded on LOGIX on 18 September 2026

EXPLANATION OF BREEDING VALUES AND SELECTION VALUES

		Traits	Description/Measurement	Goal	General Guidelines	<80	<90	90-110	>110	>120	
Selection Values	1	**Cow Value**	Combination of Calving Ease, Calf Growth, Milk, Maintenance and Fertility Values (Rand-Value)	Profitable Cow	Loss						Profit
	2	**Calving Ease Value**	Risk for calving problems (calf too heavy) vs calf too small	Avg. birth weight	High						Low
	3	**Calf Growth Value**	Calf's genetic ability for pre-weaning growth	Heavy weaner calf	Light						Heavy
	4	**Milk Value**	Cow's genetic mothering and milking ability	Enough milk for the calf	Less						More
	5	**Maintenance Value**	Maintenance requirements of cow (cow weight and milk)	Low cow maintenance	High					*	Low
	6	**Fertility Value**	Fertility and retention of cows and heifers	Fertile cows	Low						High
	7	**Growth Value**	Efficient growth on veld and in feedlot (R-value)	Profitable growth	Loss						Profit
	8	**Carcass Value**	Meat on carcass (Weight and RTU EBVs)	More meat on the carcass	Less						More
	9	**Production Value**	Combination of Cow- and Growth values (R-value)	Profitable animals	Loss						Profit
Cow & Heifer	10	**Birth Weight Direct**	Birth weight (Calf's genetic ability)	Avg. birth weight	Heavy						Light
	11	**Birth Weight Maternal**	Birth weight (Cow's genetic ability)	Easy calving	Heavy						Light
	12	**Weaning Weight Direct**	Weaning weight (Calf's genetic ability)	Heavy weaner calves	Light						Heavy
	13	**Weaning Weight Maternal**	Weaning weight (Cow's genetic ability)	Good mothers	Poor						Good
	21	**Mature Cow Weight**	Cow weight at weaning of first three calves	Avg. mature cow weight	Light				*	*	Heavy
		Cow-Calf Birth	EBV Birth Direct / EBV Mature Cow weight	Average	Low						High
		Cow-Calf Wean	EBV Wean Direct / EBV Mature Cow weight	High calf-cow ratio	Low						High
Fertility	14	**Heifer Fertility**	Age at first calving	Fertile heifers	Less						More
	15	**Cow Fertility**	First 3 inter-calving periods (ICPs)	Fertile cows	Less						More
	16	**Scrotal Circumference**	As measured during the growth test	Fertile bulls	Less						More
	17	**Longevity**	Retention of progeny	Acceptable progeny	Poor						Good
Growth & Frame	18	**Post-Wean Weight**	12- and 18 month weights	Good post-wean growth	Low					*	High
	19	**Average Daily Gain**	Average daily gain	Good growth	Poor						Good
	20	**Feed Conversion Ratio**	100g feed intake / g weight gain	Feed efficiency	Poor						Good
		Final Test Weight	Final weight in the growth test	Heavy carcass	Light					*	Heavy
	22	**Height**	Shoulder / Hip height in growth test	Average height	Short						Tall
	23	**Length**	Length in growth test	Longer for more muscle	Short						Long
	24	**Length-Height Ratio**	EBV Length / EBV Height	Longer rather than tall	<1						>1
Carcass	25	**Eye Muscle Area**	RTU measured eye muscle area	Bigger steaks	Small						Big
	26	**Fat Thickness**	RTU measured P8 backfat thickness	Carcass quality	Thin						Thick
	27	**Marbling**	RTU measured % of intra-muscular fat	Juicy meat	Low						High

* Determined by own selection goal

INTERPRETATION OF BREEDING VALUE INDICES

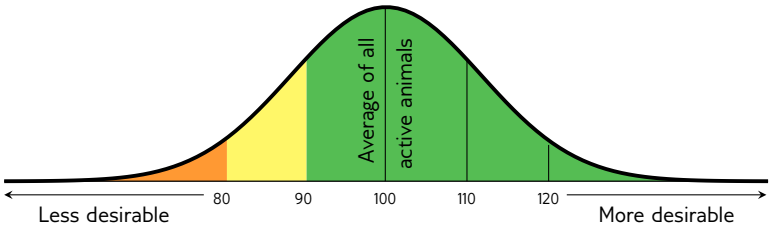

Average between 90 and 110

(Acceptable between 80 and 120)

© Compiled by the South African Stud Book and Livestock Improvement Association

All Pedigree- and Performance Data is as recorded on LOGIX on 18 September 2026

LOT 1 (M)

JEV 230135 *HH(c)*

Herd Book	SP
Birth date	2023-11-02
Age	2y 11m
Inbreeding	4%
DNA	WSC072776

Parentage	Sire	Dam
DNA		
Genomic	✔	

MC 170078 HH(c)
Wean Mat. 84

MC 110010
Wean Mat. 78

MC 040064

MC 060285
Age 7y | Avg. WI 108
Calves 4 | Weaned 4

TA 130309
Age 12y | AFC 35m | ICP 406d
Calves 7 | Weaned 7 | Wean Mat. 121
Avg. WI 106 | CCB - | CCW 38.9

MC 100872

AA 100038
Age 12y | Avg. WI 102
Calves 5 | Weaned 6

JEV 190115
Age 6y | AFC 35m | ICP 373d
Calves 4 | Weaned 4 | Wean Mat. 100
Avg. WI 105 | CCB 6.69 | CCW 41.5
Calvings: 22-10, 23-11, 24-11, 25-11

MC 150720 HH(c)
Wean Mat. 87

MC 120200

MC 120238
Age 3y | Avg. WI 115
Calves 1 | Weaned 1

NV 150178 HH(c)
Age 10y | AFC 36m | ICP 377d
Calves 8 | Weaned 6 | Wean Mat. 120
Avg. WI 107 | CCB 5.58 | CCW 36.6

FR 060054

AA 090905
Age 15y | Avg. WI 99
Calves 11 | Weaned 10

J.E. VISAGIE
Kimberley, Northern Cape
0827885510
hiq4@lantic.net
POSBUS 499,,KIMBERLEY, 8300

FMD VAC 02-JUL-26 (EXP 31-DEC-26)
AFTODOLL | DOLLVET - SAT1,2 AND 3 VACCINE

COW VALUE	120
113	Calving Ease Value
120	Calf Growth Value
91	Milk Value
94	Maintenance Value
102	Fertility Value
GROWTH VALUE	116
CARCASS VALUE	-
PRODUCTION VALUE	120

EBV Analysis 2026-09-17

Calf and Mother				Fertility			
Birth Dir.	Birth Mat.	Wean Dir.	Wean Mat.	Scr. Circ.	Heifer Fert.	Cow Fert.	Longev.
108	129	120	91	101	87	111	109
70%	*49%*	*68%*	*52%*	*73%*	*41%*	*21%*	*50%*

Post-Wean Growth			Frame			Carcass		
Post Wean	ADG	FCR	Mature Weight	Height	Length	EMA	Fat	Mar
114	112	-	107	88	109	-	-	-
62%	*64%*		*42%*	*75%*	*71%*			

Myostatin	
Q204X	Free
NT821	Free
F94L	Free

Birth Weight	205D Weight	365D Weight	540D Weight	ADG Index	FCR Index	Scrotum	LH
30kg	276kg | *113 (34)*	-	-	1283g/d | *96 (8)*	7 | *99*	317mm *(C3)*	1.17

SELLER REMARKS: Entings. Spons, milt en lam, en BKS en Vrugbaarheid en Skedewasse is gedoen

LOT 2 (M)

MC 230222

Herd Book	SP
Birth date	2023-04-27
Age	3y 5m
Inbreeding	1%
DNA	ZOCA2023-56036

Parentage	Sire	Dam
DNA	✔	✔
Genomic		

MC 170028
Wean Mat. 99

NV 080033
Wean Mat. 84

NV 030483

NV 000109
Age 12y | Avg. WI 108
Calves 7 | Weaned 6

MC 060260
Age 17y | AFC 30m | ICP 403d
Calves 11 | Weaned 10 | Wean Mat. 119
Avg. WI 107 | CCB - | CCW 38.3

KV 930185

MC 940674
Age 16y | Avg. WI 103
Calves 12 | Weaned 12

MC 090737
Age 15y | AFC 34m | ICP 387d
Calves 12 | Weaned 9 | Wean Mat. 107
Avg. WI 102 | CCB - | CCW 38.4
Calvings: 12-08, 13-10, 14-10, 15-10, 16-12, 17-12, 19-04, 20-04, 21-05, 22-04, 23-04, 24-04

MC 030749
Wean Mat. 85

MC 950724

MC 990196
Age 8y | Avg. WI 102
Calves 5 | Weaned 6

MC 060262
Age 16y | AFC 29m | ICP 402d
Calves 7 | Weaned 6 | Wean Mat. 102
Avg. WI 98 | CCB - | CCW 38

MC 990243

MC 940676
Age 16y | Avg. WI 96
Calves 11 | Weaned 10

P.A. CRONJE
Theunissen, Free State
0836293491
bobcronje@gmail.com
POSBUS 232,,THEUNISSEN, 9410

COW VALUE	91
86	Calving Ease Value
103	Calf Growth Value
105	Milk Value
84	Maintenance Value
93	Fertility Value
GROWTH VALUE	108
CARCASS VALUE	-
PRODUCTION VALUE	94

EBV Analysis 2026-09-17

Calf and Mother				Fertility			
Birth Dir.	Birth Mat.	Wean Dir.	Wean Mat.	Scr. Circ.	Heifer Fert.	Cow Fert.	Longev.
88	94	103	105	106	88	100	93
70%	*52%*	*70%*	*55%*	*58%*	*49%*	*28%*	*55%*

Post-Wean Growth			Frame			Carcass		
Post Wean	ADG	FCR	Mature Weight	Height	Length	EMA	Fat	Mar
112	103	-	117	107	103	-	-	-
62%	*55%*		*44%*	*59%*	*58%*			

Myostatin	
Q204X	Free
NT821	Free
F94L	Free

Birth Weight	205D Weight	365D Weight	540D Weight	ADG Index	FCR Index	Scrotum	LH
38kg	190kg | *99 (17)*	253kg | *106 (17)*	-	-	-	- *(B1)*	-

SELLER REMARKS:

© Compiled by the South African Stud Book and Livestock Improvement Association
All Pedigree- and Performance Data is as recorded on LOGIX on 18 September 2026

LOT 3 (M) — WH 230028 *HH(c)*

Kuddeboek	SP
Geb. dtm	2023-10-23
Oud.	2j 12m
Inteling	7%
DNS	USC068776

WH 200880 HH(c)
Spn Mat. 92

Oueskap	Vaar	Moer
DNS		
Genomies ✔		

WH 200935
Oud. 5j | OEK 40m | TKP -
Kalwers 1 | Gespeen 1 | Spn. Mat. 91
Gem. SI 104 | KKG - | KKS -
Kalwings: 23-10

WH 130513 HH(c)
Spn Mat. 93

WH 140628
Oud. 10j | OEK 27m | TKP 465d
Kalwers 6 | Gespeen 4 | Spn. Mat. 89
Gem. SI 103 | KKG - | KKS -

WH 150651
Spn Mat. 92

WH 170735
Oud. 8j | OEK 41m | TKP 428d
Kalwers 4 | Gespeen 4 | Spn. Mat. 90
Gem. SI 102 | KKG - | KKS -

WH 050052

WH 080250
Oud. 8j | Gem. SI 113
Kalwers 2 | Gespeen 2

WH 100325

WH 110383
Oud. 6j | Gem. SI 105
Kalwers 2 | Gespeen 2

WH 100325

WH 090282
Oud. 14j | Gem. SI 105
Kalwers 9 | Gespeen 5

WH 110358

WH 120480
Oud. 10j | Gem. SI -
Kalwers 2 | Gespeen -

MNR. W.A. & MEV. J.M. DE WET
Durban, Kwazulu Natal
0827708358
gretadw8@gmail.com

17 WINDSOR ROAD,,KLOOF, 3610

KOEIWAARDE	91
108	Kalfgemak Waarde
93	Kalfgroei Waarde
91	Melk Waarde
102	Onderhoudswaarde
95	Vrugbaarheidswaarde
GROEI WAARDE	88
KARKAS WAARDE	-
PRODUKSIE WAARDE	90

IDTrax — EBV Analise 2026-09-17

Kalf en Moeder				Vrugbaarheid			
Geb. Dir.	Geb. Mat.	Spn. Dir.	Spn. Mat.	Skr. Omtr.	Vers Vrugb.	Koei Vrugb.	Lanklew.
101	118	93	91	86	100	91	105
26%	22%	59%	38%	30%	38%	17%	45%

Na-Speen Groei			Raam			Karkas		
Na-Speen	GDT	VOV	Volw. Gewig	Hoogte	Lengte	OSO	Vet	Mar
84	91	-	98	97	89	-	-	-
32%	25%		16%	28%	28%			

Miostatien	
Q204X	Skoon
NT821	Skoon
F94L	Skoon

Geb. Gewig	205D Gewig	365D Gewig	540D Gewig	GDT Indeks	VOV Indeks	Skrotum	LH
-	**234kg** | *104 (19)*	**223kg** | *99 (2)*	**379kg** | *100 (2)*	-	-	- *(B2)*	-

VERKOPER OPMERKINGS: Sterk veldaangepaste bulle met goeie lengte, been en manlikhied. Inentings. Spons, milt en lam, en BKS

LOT 4 (M) — SK 230770

Kuddeboek	SP
Geb. dtm	2023-09-01
Oud.	3j 1m
Inteling	19%

SK 170494
Spn Mat. 70

Oueskap	Vaar	Moer
DNS		
Genomies		

SK 180553
Oud. 7j | OEK 36m | TKP 495d
Kalwers 4 | Gespeen 4 | Spn. Mat. 79
Gem. SI 99 | KKG - | KKS 34.3
Kalwings: 21-11, 23-09, 24-10, 25-12

IJS 070072
Spn Mat. 62

SK 140331
Oud. 3j | OEK 38m | TKP -
Kalwers 1 | Gespeen - | Spn. Mat. 83
Gem. SI - | KKG - | KKS -

IJS 070072
Spn Mat. 62

SK 140332
Oud. 10j | OEK 37m | TKP 372d
Kalwers 7 | Gespeen 4 | Spn. Mat. 85
Gem. SI 91 | KKG - | KKS 32

CI 030039

CI 020079
Oud. 8j | Gem. SI 106
Kalwers 5 | Gespeen 1

SK 050992

SK 040954
Oud. 19j | Gem. SI 94
Kalwers 8 | Gespeen 5

CI 030039

CI 020079
Oud. 8j | Gem. SI 106
Kalwers 5 | Gespeen 1

SK 080087

SK 100198
Oud. 4j | Gem. SI 85
Kalwers 2 | Gespeen 2

G.A.P. STEENKAMP
Bothaville, Free State
steenkampgap@gmail.com

RIETPAN, BUS 717, BOTHAVILLE, 9660

KOEIWAARDE	93
91	Kalfgemak Waarde
112	Kalfgroei Waarde
73	Melk Waarde
101	Onderhoudswaarde
93	Vrugbaarheidswaarde
GROEI WAARDE	95
KARKAS WAARDE	-
PRODUKSIE WAARDE	93

IDTrax — EBV Analise 2026-09-17

Kalf en Moeder				Vrugbaarheid			
Geb. Dir.	Geb. Mat.	Spn. Dir.	Spn. Mat.	Skr. Omtr.	Vers Vrugb.	Koei Vrugb.	Lanklew.
91	100	112	73	103	109	80	108
25%	16%	62%	45%	72%	41%	23%	47%

Na-Speen Groei			Raam			Karkas		
Na-Speen	GDT	VOV	Volw. Gewig	Hoogte	Lengte	OSO	Vet	Mar
108	96	-	100	100	92	-	-	-
49%	62%		21%	45%	44%			

Miostatien	
Q204X	Nie Getoets
NT821	Nie Getoets
F94L	Nie Getoets

Geb. Gewig	205D Gewig	365D Gewig	540D Gewig	GDT Indeks	VOV Indeks	Skrotum	LH
-	**208kg** | *110 (12)*	-	-	**791g/d** | *102 (12)*	-	**322mm** *(D1)*	-

VERKOPER OPMERKINGS: Entings, Milt - Lamsiekte en covexin10

© Compiled by the South African Stud Book and Livestock Improvement Association
All Pedigree- and Performance Data is as recorded on LOGIX on 18 September 2026

LOT 5 (M) — MGV 230013 *HH(c)*

Herd Book	SP
Birth date	2023-11-19
Age	2y 11m
Inbreeding	0%
DNA	ASC045091

Parentage	Sire	Dam
DNA		
Genomic		

- **DC 170726** — Wean Mat. 103
  - **FR 060055** — Wean Mat. 109
    - **FR 980016**
    - **FR 940009** — Age 16y | Avg. WI 98 — Calves 12 | Weaned 9
  - **DC 060612** — Age 17y | AFC 34m | ICP 425d — Calves 12 | Weaned 8 | Wean Mat. 98 — Avg. WI 102 | CCB - | CCW 50
    - **SW 160007**
    - **SK 980619** — Age 16y | Avg. WI 101 — Calves 12 | Weaned 9
- **MGV 210001** — Age 4y | AFC 34m | ICP - — Calves 1 | Weaned 1 | Wean Mat. 90 — Avg. WI 114 | CCB - | CCW - — Calvings: 23-11
  - **WH 150661** HH(c) — Wean Mat. 89
    - **AA 080812**
    - **WH 040996** — Age 18y | Avg. WI 91 — Calves 8 | Weaned 4
  - **WH 160705** — Age 7y | AFC 42m | ICP 378d — Calves 4 | Weaned 3 | Wean Mat. 84 — Avg. WI 101 | CCB - | CCW -
    - **WH 050052**
    - **WH 090256** — Age 15y | Avg. WI 103 — Calves 6 | Weaned 6

M GOOSEN
Hoopstad, Free State
0724548441
goosenmyburgh@gmail.com
POSBUS 11,,HOOPSTAD, 9479

COW VALUE	87
100	Calving Ease Value
85	Calf Growth Value
96	Milk Value
125	Maintenance Value
92	Fertility Value
GROWTH VALUE	92
CARCASS VALUE	-
PRODUCTION VALUE	87

EBV Analysis 2026-09-17

Calf and Mother				Fertility			
Birth Dir.	Birth Mat.	Wean Dir.	Wean Mat.	Scr. Circ.	Heifer Fert.	Cow Fert.	Longev.
98	108	85	96	90	99	91	91
48%	29%	62%	42%	40%	32%	20%	50%

Post-Wean Growth			Frame			Carcass		
Post Wean	ADG	FCR	Mature Weight	Height	Length	EMA	Fat	Mar
87	90	-	77	108	95	-	-	-
44%	36%		22%	41%	40%			

Myostatin	
Q204X	Free
NT821	Free
F94L	Free

Birth Weight	205D Weight	365D Weight	540D Weight	ADG Index	FCR Index	Scrotum	LH
-	251kg | *114 (5)*	307kg | *100 (1)*	432kg | *96 (2)*	-	-	- *(B2)*	-

SELLER REMARKS: Bul met goeie diepte, balams en manlikheid. Entings. Spons, milt en lam, en BKS

LOT 6 (M) — SS 230075 *HH(c)*

Herd Book	F3
Birth date	2023-12-22
Age	2y 9m
Inbreeding	1%
DNA	WSC078673

Parentage	Sire	Dam
DNA		
Genomic	✔	

- **NV 150012** HH(c) — Wean Mat. 127
  - **MC 100872** — Wean Mat. 121
    - **MC 030761**
    - **MC 060260** — Age 17y | Avg. WI 107 — Calves 11 | Weaned 10
  - **SA 070104** — Age 15y | AFC 35m | ICP 469d — Calves 9 | Weaned 7 | Wean Mat. 132 — Avg. WI 108 | CCB - | CCW 47.7
    - **AG 980338**
    - **NV 020335** — Age 12y | Avg. WI 96 — Calves 8 | Weaned 3
- **SS 170039** — Age 8y | AFC 35m | ICP 452d — Calves 5 | Weaned 5 | Wean Mat. 118 — Avg. WI 111 | CCB - | CCW 52.8 — Calvings: 20-10, 22-10, 23-12, 24-10, 25-09
  - **SS 110040** — Wean Mat. 87
    - **MC 070426**
    - **SS 070070** — Age 15y | Avg. WI 109 — Calves 11 | Weaned 10
  - **SS 130007** — Age 10y | AFC 23m | ICP 432d — Calves 7 | Weaned 4 | Wean Mat. 113 — Avg. WI 104 | CCB - | CCW 46.9
    - **MC 050121**
    - **SS 070028** — Age 15y | Avg. WI 105 — Calves 10 | Weaned 8

J.J. STEENKAMP
Zastron, Free State
jacquiessteenkamp@gmail.com
POSBUS 462,,ZASTRON, 9950

COW VALUE	124
91	Calving Ease Value
112	Calf Growth Value
122	Milk Value
91	Maintenance Value
124	Fertility Value
GROWTH VALUE	113
CARCASS VALUE	-
PRODUCTION VALUE	123

EBV Analysis 2026-09-17

Calf and Mother				Fertility			
Birth Dir.	Birth Mat.	Wean Dir.	Wean Mat.	Scr. Circ.	Heifer Fert.	Cow Fert.	Longev.
90	105	112	122	118	112	125	112
50%	32%	67%	50%	43%	23%	14%	53%

Post-Wean Growth			Frame			Carcass		
Post Wean	ADG	FCR	Mature Weight	Height	Length	EMA	Fat	Mar
111	112	-	108	91	112	-	-	-
46%	40%		28%	44%	43%			

Myostatin	
Q204X	Carrier
NT821	Free
F94L	Free

Birth Weight	205D Weight	365D Weight	540D Weight	ADG Index	FCR Index	Scrotum	LH
-	237kg | *108 (6)*	-	-	-	-	-	-

SELLER REMARKS: Bul met goeie groei en melk. Blup syfers wys dit. 4 i ster bul. Vrugbaarheid waarde van 125, Koeiwaarde van 125 en Groei waarde van 113 gekombineer met goeie bouvorm.

© Compiled by the South African Stud Book and Livestock Improvement Association
All Pedigree- and Performance Data is as recorded on LOGIX on 18 September 2026

LOT 7 (M)

HL 220135 *HH(c)*

Kuddeboek	SP
Geb. dtm	2022-10-30
Oud.	3j 11m
Inteling	2%
DNS	ASC033419

Ouerskap	Vaar	Moer
DNS	✔	✔
Genomies	✔	

MC 180236 HH(c)
Spn Mat. 111

HL 180245
Oud. 7j | OEK 34m | TKP 505d
Kalwers 4 | Gespeen 3 | Spn. Mat. 110
Gem. SI 102 | KKG - | KKS -
Kalwings: 21-09, 22-10, 23-11, 25-11

MC 130366
Spn Mat. 60

- KV 060007
- MC 050179
  Oud. 17j | Gem. SI 104
  Kalwers 8 | Gespeen 8

MC 110025
Oud. 15j | OEK 23m | TKP 400d
Kalwers 13 | Gespeen 10 | Spn. Mat. 133
Gem. SI 109 | KKG - | KKS 43.2

- MC 060332
- MC 030710
  Oud. 12j | Gem. SI 100
  Kalwers 8 | Gespeen 8

HL 100079
Spn Mat. 119

- FR 030022
- KV 040706
  Oud. 11j | Gem. SI 107
  Kalwers 4 | Gespeen 3

HL 140235
Oud. 11j | OEK 36m | TKP 416d
Kalwers 8 | Gespeen 6 | Spn. Mat. 89
Gem. SI 96 | KKG - | KKS -

- AG 080197
- HL 060184 DH
  Oud. 9j | Gem. SI 94
  Kalwers 5 | Gespeen 5

SAHARA BOERDERY PTY LTD
0833910104
saharavee@outlook.com

POSBUS 74318,,LYNNWOODRIFT, 0040

FMD ENT 26-JUN-26 (EXP 25-DEC-26)
AFTODOLL | DOLLVET - SAT1,2 AND 3 VACCINE

GEBRUIK IN KUDDE (18)

KOEIWAARDE	120
105	Kalfgemak Waarde
101	Kalfgroei Waarde
109	Melk Waarde
117	Onderhoudswaarde
122	Vrugbaarheidswaarde
GROEI WAARDE	106
KARKAS WAARDE	-
PRODUKSIE WAARDE	118

EBV Analise 2026-09-17

Kalf en Moeder				Vrugbaarheid			
Geb. Dir.	Geb. Mat.	Spn. Dir.	Spn. Mat.	Skr. Omtr.	Vers Vrugb.	Koei Vrugb.	Lanklew.
108	89	101	109	125	119	115	118
39%	*31%*	*82%*	*51%*	*72%*	*36%*	*20%*	*53%*

Na-Speen Groei			Raam			Karkas		
Na-Speen	GDT	VOV	Volw. Gewig	Hoogte	Lengte	OSO	Vet	Mar
114	110	-	82	97	109	-	-	-
56%	*63%*		*28%*	*74%*	*70%*			

Miostatien	
Q204X	Skoon
NT821	Skoon
F94L	Skoon

Geb. Gewig	205D Gewig	365D Gewig	540D Gewig	GDT Indeks	VOV Indeks	Skrotum	LH
-	247kg | *114 (25)*	-	-	1397g/d | *101 (21)*	6.21 | *91*	368mm *(C3)*	1.21

VERKOPER OPMERKINGS: Alle nodige entings insluitend BKS

LOT 8 (M)

TK 220522

Kuddeboek	F3
Geb. dtm	2022-07-13
Oud.	4j 3m
Inteling	2%

Ouerskap	Vaar	Moer
DNS		
Genomies		

TK 180905
Spn Mat. 83

TK 080767
Oud. 14j | OEK 37m | TKP 488d
Kalwers 9 | Gespeen 5 | Spn. Mat. 133
Gem. SI 109 | KKG 6.39 | KKS 48.6
Kalwings: 11-11, 13-10, 14-12, 16-09, 17-11, 19-03, 20-06, 21-08, 22-07

MC 090746
Spn Mat. 94

- FR 040043
- MC 000357
  Oud. 11j | Gem. SI 106
  Kalwers 7 | Gespeen 6

TK 100985
Oud. 12j | OEK 37m | TKP 552d
Kalwers 6 | Gespeen 5 | Spn. Mat. 93
Gem. SI 103 | KKG 6.57 | KKS 44.9

- TK 050504
- TK 070691
  Oud. 8j | Gem. SI 96
  Kalwers 3 | Gespeen 2

TK 990992
Spn Mat. 103

- PP 900076
- TK 940531
  Oud. 5j | Gem. SI 96
  Kalwers 2 | Gespeen 2

TK 030310
Oud. 19j | OEK - | TKP (donor)
Kalwers 13 | Gespeen 10 | Spn. Mat. 133
Gem. SI 114 | KKG 6.43 | KKS 44

- HJL 960064
- TK 980887
  Oud. 12j | Gem. SI 104
  Kalwers 6 | Gespeen 5

ERGON (PTY) LTD
Thabazimbi, Limpopo
0828097496
elbiedekock@lantic.net

POSBUS 1277,,THABAZIMBI, 0380

GEBRUIK IN KUDDE (1)

KOEIWAARDE	125
121	Kalfgemak Waarde
104	Kalfgroei Waarde
113	Melk Waarde
90	Onderhoudswaarde
122	Vrugbaarheidswaarde
GROEI WAARDE	103
KARKAS WAARDE	-
PRODUKSIE WAARDE	122

EBV Analise 2026-09-17

Kalf en Moeder				Vrugbaarheid			
Geb. Dir.	Geb. Mat.	Spn. Dir.	Spn. Mat.	Skr. Omtr.	Vers Vrugb.	Koei Vrugb.	Lanklew.
123	103	104	113	121	106	123	123
70%	*50%*	*54%*	*49%*	*36%*	*33%*	*19%*	*55%*

Na-Speen Groei			Raam			Karkas		
Na-Speen	GDT	VOV	Volw. Gewig	Hoogte	Lengte	OSO	Vet	Mar
105	108	-	110	94	116	-	-	-
48%	*33%*		*31%*	*36%*	*35%*			

Miostatien	
Q204X	Nie Getoets
NT821	Nie Getoets
F94L	Nie Getoets

Geb. Gewig	205D Gewig	365D Gewig	540D Gewig	GDT Indeks	VOV Indeks	Skrotum	LH
27kg	-	-	-	-	-	-	-

VERKOPER OPMERKINGS: Inentings: Sponsiekte, Lamsiekte, Miltsiekte, Knopvelsiekte en Bek and Klou.

© Compiled by the South African Stud Book and Livestock Improvement Association
All Pedigree- and Performance Data is as recorded on LOGIX on 18 September 2026

LOT 9 (F)

MC 230267

Herd Book	SP
Birth date	2023-09-20
Age	3y 1m
Inbreeding	1%
DNA	G240687

Parentage	Sire	Dam
DNA	✔	✔
Genomic		

MC 160776 HH(c)
Wean Mat. 91

MC 110010
Wean Mat. 78

MC 040064

MC 060285
Age 7y | Avg. WI 108
Calves 4 | Weaned 4

MC 120223
Age 10y | AFC 30m | ICP 352d
Calves 2 | Weaned 1 | Wean Mat. 82
Avg. WI 103 | CCB - | CCW 38.8

KV 060007

MC 020577
Age 20y | Avg. WI 103
Calves 12 | Weaned 9

MC 190401
Age 6y | AFC 35m | ICP 389d
Calves 4 | Weaned 3 | Wean Mat. 106
Avg. WI 90 | CCB - | CCW 37.8
Calvings: 22-10, 23-09, 24-09, 25-12

MC 140604
Wean Mat. 106

MC 070411

MC 110035
Age 13y | Avg. WI 103
Calves 10 | Weaned 8

MC 170923
Age 9y | AFC 33m | ICP 450d
Calves 3 | Weaned 3 | Wean Mat. 126
Avg. WI 104 | CCB - | CCW 41.4

TK 120228

TK 120215
Age 11y | Avg. WI 119
Calves 8 | Weaned 6

P.A. CRONJE

Theunissen, Free State
0836293491
bobcronje@gmail.com

POSBUS 232,,THEUNISSEN, 9410

COW VALUE	98
107	Calving Ease Value
99	Calf Growth Value
98	Milk Value
82	Maintenance Value
104	Fertility Value
GROWTH VALUE	93
CARCASS VALUE	-
PRODUCTION VALUE	97

EBV Analysis 2026-09-17

Calf and Mother				Fertility			
Birth Dir.	Birth Mat.	Wean Dir.	Wean Mat.	Scr. Circ.	Heifer Fert.	Cow Fert.	Longev.
112	82	99	98	99	99	106	101
71%	52%	68%	54%	52%	48%	25%	55%

Post-Wean Growth			Frame			Carcass		
Post Wean	ADG	FCR	Mature Weight	Height	Length	EMA	Fat	Mar
101	93	-	120	82	97	-	-	-
68%	50%		45%	53%	52%			

Myostatin	
Q204X	Not Tested
NT821	Not Tested
F94L	Not Tested

Birth Weight	205D Weight	365D Weight	540D Weight	ADG Index	FCR Index	Scrotum	LH
33kg	195kg | *101 (27)*	256kg | *109 (28)*	303kg | *99 (27)*	-	-	- *(B2)*	-

SELLER REMARKS:

LOT 10 (F)

MC 230299

Herd Book	SP
Birth date	2023-10-09
Age	3y
Inbreeding	2%
DNA	G240715

Parentage	Sire	Dam
DNA	✔	✔
Genomic		

SS 170055
Wean Mat. 90

SS 110040
Wean Mat. 87

MC 070426

SS 070070
Age 15y | Avg. WI 109
Calves 11 | Weaned 10

SS 110025
Age 12y | AFC 35m | ICP 465d
Calves 8 | Weaned 7 | Wean Mat. 102
Avg. WI 102 | CCB - | CCW 41.7

MC 050121

SS 060020
Age 16y | Avg. WI 104
Calves 11 | Weaned 7

MC 140587 HH(c)
Age 11y | AFC 35m | ICP 394d
Calves 9 | Weaned 6 | Wean Mat. 99
Avg. WI 93 | CCB - | CCW 36.3
Calvings: 17-10, 18-10, 19-11, 20-10, 21-10, 22-10, 23-10, 24-11, 26-05

KV 070071
Wean Mat. 95

KV 980414

KV 950277
Age 16y | Avg. WI 115
Calves 10 | Weaned 6

MC 100775
Age 16y | AFC 29m | ICP 402d
Calves 13 | Weaned 12 | Wean Mat. 124
Avg. WI 105 | CCB - | CCW 40.9

MC 070401

MC 040061
Age 18y | Avg. WI 103
Calves 14 | Weaned 13

P.A. CRONJE

Theunissen, Free State
0836293491
bobcronje@gmail.com

POSBUS 232,,THEUNISSEN, 9410

COW VALUE	99
87	Calving Ease Value
103	Calf Growth Value
94	Milk Value
91	Maintenance Value
118	Fertility Value
GROWTH VALUE	99
CARCASS VALUE	-
PRODUCTION VALUE	99

EBV Analysis 2026-09-17

Calf and Mother				Fertility			
Birth Dir.	Birth Mat.	Wean Dir.	Wean Mat.	Scr. Circ.	Heifer Fert.	Cow Fert.	Longev.
89	94	103	94	98	115	116	103
70%	50%	68%	54%	52%	46%	25%	54%

Post-Wean Growth			Frame			Carcass		
Post Wean	ADG	FCR	Mature Weight	Height	Length	EMA	Fat	Mar
99	97	-	109	107	102	-	-	-
68%	49%		46%	52%	51%			

Myostatin	
Q204X	Not Tested
NT821	Not Tested
F94L	Not Tested

Birth Weight	205D Weight	365D Weight	540D Weight	ADG Index	FCR Index	Scrotum	LH
38kg	191kg | *95 (27)*	233kg | *94 (28)*	297kg | *94 (27)*	-	-	- *(B2)*	-

SELLER REMARKS:

© Compiled by the South African Stud Book and Livestock Improvement Association
All Pedigree- and Performance Data is as recorded on LOGIX on 18 September 2026

LOT 11 (F)

JEV 230094

Kuddeboek	SP
Geb. dtm	2023-10-11
Oud.	2j 12m
Inteling	1%
OEK	35m
Kalwers	1
Gespeen	0
Gem. SI	-
TKP	-

MC 170080
Spn Mat. 109

Ouerskap	Vaar	Moer
DNS		
Genomies		

JEV 200105
Oud. 6j | OEK 36m | TKP 382d
Kalwers 3 | Gespeen 3 | Spn. Mat. 121
Gem. SI 105 | KKG 6.93 | KKS 46.7
Kalwings: 23-10, 24-11, 25-11

MC 130366
Spn Mat. 60

- **KV 060007**
- **MC 050179**
  Oud. 17j | Gem. SI 104
  Kalwers 8 | Gespeen 8

MC 120247
Oud. 13j | OEK 28m | TKP 386d
Kalwers 11 | Gespeen 9 | Spn. Mat. 133
Gem. SI 109 | KKG - | KKS 45

- **MC 060332**
- **MC 060371**
  Oud. 16j | Gem. SI 104
  Kalwers 10 | Gespeen 10

TK 160680 HH(c)
Spn Mat. 126

- **MC 090746**
- **TK 080767**
  Oud. 14j | Gem. SI 109
  Kalwers 9 | Gespeen 5

NV 170292 HH(c)
Oud. 8j | OEK 33m | TKP 364d
Kalwers 6 | Gespeen 5 | Spn. Mat. 113
Gem. SI 105 | KKG 6.92 | KKS 41.9

- **FR 060054**
- **NV 090099**
  Oud. 13j | Gem. SI 97
  Kalwers 6 | Gespeen 5

J.E. VISAGIE
Kimberley, Northern Cape
0827885510
hiq4@lantic.net

POSBUS 499,,KIMBERLEY, 8300

FMD ENT 02-JUL-26 (EXP 31-DEC-26)
AFTODOLL | DOLLVET - SAT1,2 AND 3 VACCINE

Laaste Kalf	
Kalf ID	JEV 260133 (F)
Geb. datum	2026-09-07
Vaar ID	CM 180881

Kalwings: 26-09

Miostatien	
Q204X	Nie Getoets
NT821	Nie Getoets
F94L	Nie Getoets

KOEIWAARDE	117
115	Kalfgemak Waarde
88	Kalfgroei Waarde
113	Melk Waarde
139	Onderhoudswaarde
113	Vrugbaarheidswaarde
GROEI WAARDE	97
KARKAS WAARDE	-
PRODUKSIE WAARDE	114

EBV Analise 2026-09-17

Kalf en Moeder				Vrugbaarheid			
Geb. Dir.	Geb. Mat.	Spn. Dir.	Spn. Mat.	Skr. Omtr.	Vers Vrugb.	Koei Vrugb.	Lanklew.
131	109	89	113	100	104	116	103
71%	55%	66%	51%	44%	56%	20%	50%

Na-Speen Groei			Raam			Karkas		
Na-Speen	GDT	VOV	Volw. Gewig	Hoogte	Lengte	OSO	Vet	Mar
100	100	-	69	87	99	-	-	-
68%	40%		43%	44%	43%			

Geb. Gewig	205D Gewig	365D Gewig	540D Gewig	GDT Indeks	VOV Indeks	Skrotum	LH
24kg	226kg | 105 (49)	261kg | 105 (48)	340kg | 105 (48)	-	-	- (B2)	-

VERKOPER OPMERKINGS:

LOT 12 (F)

SJJ 230039

Kuddeboek	F3
Geb. dtm	2023-11-09
Oud.	2j 11m
Inteling	1%

SS 180036 HH(c)
Spn Mat. 110

Ouerskap	Vaar	Moer
DNS		
Genomies		

MC 150799
Oud. 10j | OEK 32m | TKP 381d
Kalwers 8 | Gespeen 8 | Spn. Mat. 106
Gem. SI 99 | KKG 6.6 | KKS 42.9
Kalwings: 18-08, 19-09, 20-09, 21-11, 22-12, 23-11, 24-11, 25-11

SS 110032
Spn Mat. 91

- **MC 050121**
- **SS 060043**
  Oud. 16j | Gem. SI 107
  Kalwers 11 | Gespeen 10

SS 100034
Oud. 12j | OEK 40m | TKP 407d
Kalwers 7 | Gespeen 5 | Spn. Mat. 133
Gem. SI 112 | KKG - | KKS 39.5

- **SER 050006**
- **SS 050023**
  Oud. 17j | Gem. SI 110
  Kalwers 8 | Gespeen 6

WH 110396
Spn Mat. 85

- **WH 000729**
- **WH 060091**
  Oud. 18j | Gem. SI 92
  Kalwers 12 | Gespeen 9

TA 130305
Oud. 13j | OEK 32m | TKP 384d
Kalwers 10 | Gespeen 10 | Spn. Mat. 122
Gem. SI 107 | KKG - | KKS 35.5

- **FR 050077**
- **MC 070468**
  Oud. 16j | Gem. SI 100
  Kalwers 10 | Gespeen 8

S.L JACOBS
Clocolan, Free State
0769763540
vlermuissj@gmail.com

POSBUS 136,,CLOCOLAN, 9735

KOEIWAARDE	106
105	Kalfgemak Waarde
102	Kalfgroei Waarde
110	Melk Waarde
87	Onderhoudswaarde
102	Vrugbaarheidswaarde
GROEI WAARDE	110
KARKAS WAARDE	-
PRODUKSIE WAARDE	107

EBV Analise 2026-09-17

Kalf en Moeder				Vrugbaarheid			
Geb. Dir.	Geb. Mat.	Spn. Dir.	Spn. Mat.	Skr. Omtr.	Vers Vrugb.	Koei Vrugb.	Lanklew.
102	107	102	110	106	104	99	106
70%	44%	65%	50%	34%	28%	16%	49%

Na-Speen Groei			Raam			Karkas		
Na-Speen	GDT	VOV	Volw. Gewig	Hoogte	Lengte	OSO	Vet	Mar
102	103	-	113	109	109	-	-	-
50%	30%		32%	35%	33%			

Miostatien	
Q204X	Nie Getoets
NT821	Nie Getoets
F94L	Nie Getoets

Geb. Gewig	205D Gewig	365D Gewig	540D Gewig	GDT Indeks	VOV Indeks	Skrotum	LH
34kg	197kg | 95 (5)	227kg | 99 (7)	-	-	-	- (B1)	-

VERKOPER OPMERKINGS: Dragtig 6+ maande. Entings Spons, Milt, Lam, BVD, RB51 en BKS

© Compiled by the South African Stud Book and Livestock Improvement Association
All Pedigree- and Performance Data is as recorded on LOGIX on 18 September 2026

LOT 13 (M)

JEV 230150 *HH(c)*

Herd Book	SP
Birth date	2023-11-15
Age	2y 11m
Inbreeding	14%
DNA	WSC072775

MC 170078 HH(c)
Wean Mat. 84

Parentage	Sire	Dam
DNA		
Genomic	✔	

MC 110010
Wean Mat. 78

MC 040064
MC 060285
Age 7y | Avg. WI 108
Calves 4 | Weaned 4

TA 130309
Age 12y | AFC 35m | ICP 406d
Calves 7 | Weaned 7 | Wean Mat. 121
Avg. WI 106 | CCB - | CCW 38.9

MC 100872
AA 100038
Age 12y | Avg. WI 102
Calves 5 | Weaned 6

JEV 190123
Age 6y | AFC 35m | ICP 406d
Calves 4 | Weaned 4 | Wean Mat. 125
Avg. WI 115 | CCB 5.86 | CCW 35.7
Calvings: 22-10, 23-11, 25-01, 26-02

MC 110010
Wean Mat. 78

MC 040064
MC 060285
Age 7y | Avg. WI 108
Calves 4 | Weaned 4

OJ 120080
Age 10y | AFC 39m | ICP 434d
Calves 6 | Weaned 2 | Wean Mat. 133
Avg. WI 109 | CCB 6.65 | CCW 43.5

IJS 070066
OJ 050002
Age 8y | Avg. WI 103
Calves 5 | Weaned 3

J.E. VISAGIE
Kimberley, Northern Cape
0827885510
hiq4@lantic.net

POSBUS 499,,KIMBERLEY, 8300

FMD VAC 02-JUL-26 (EXP 31-DEC-26)
AFTODOLL | DOLLVET - SAT1,2 AND 3 VACCINE

COW VALUE	115
88	Calving Ease Value
127	Calf Growth Value
107	Milk Value
77	Maintenance Value
95	Fertility Value
GROWTH VALUE	117
CARCASS VALUE	-
PRODUCTION VALUE	116

EBV Analysis 2026-09-17

Calf and Mother				Fertility			
Birth Dir.	Birth Mat.	Wean Dir.	Wean Mat.	Scr. Circ.	Heifer Fert.	Cow Fert.	Longev.
81	121	127	107	94	82	105	103
70%	48%	67%	52%	73%	46%	25%	50%

Post-Wean Growth			Frame			Carcass		
Post Wean	ADG	FCR	Mature Weight	Height	Length	EMA	Fat	Mar
121	125	-	126	109	119	-	-	-
62%	64%		41%	75%	71%			

Myostatin	
Q204X	Free
NT821	Free
F94L	Free

Birth Weight	205D Weight	365D Weight	540D Weight	ADG Index	FCR Index	Scrotum	LH
37kg	294kg | *118 (34)*	-	-	1404g/d | *105 (8)*	6.22 | *110*	293mm *(C3)*	1.14

SELLER REMARKS: Entings. Spons, milt en lam, en BKS en Vrugbaarheid en Skedewasse is gedoen. Bul was wenner van Elite Bul groeitoetsklas vir Afrikaner.

LOT 14 (M)

MC 230270

Herd Book	SP
Birth date	2023-09-28
Age	3y
Inbreeding	5%
DNA	G240689

MC 190490
Wean Mat. 111

Parentage	Sire	Dam
DNA	✔	
Genomic		

TA 100012
Wean Mat. 128

MC 080063
MC 070444
Age 6y | Avg. WI 105
Calves 4 | Weaned 3

MC 120267
Age 13y | AFC 35m | ICP 386d
Calves 10 | Weaned 9 | Wean Mat. 90
Avg. WI 99 | CCB - | CCW 35.8

MC 090723
MC 080621
Age 14y | Avg. WI 90
Calves 9 | Weaned 7

MC 140615
Age 11y | AFC 28m | ICP 401d
Calves 7 | Weaned 6 | Wean Mat. 130
Avg. WI 104 | CCB - | CCW 45
Calvings: 17-02, 18-04, 19-09, 20-09, 21-09, 22-10, 23-09

MC 090731
Wean Mat. 127

MC 070401
MC 050256
Age 17y | Avg. WI 101
Calves 6 | Weaned 5

MC 110023
Age 12y | AFC 29m | ICP 415d
Calves 2 | Weaned 1 | Wean Mat. 112
Avg. WI 94 | CCB - | CCW 34.4

MC 060332
MC 040077
Age 18y | Avg. WI 100
Calves 11 | Weaned 9

P.A. CRONJE
Theunissen, Free State
0836293491
bobcronje@gmail.com

POSBUS 232,,THEUNISSEN, 9410

COW VALUE	110
112	Calving Ease Value
90	Calf Growth Value
118	Milk Value
104	Maintenance Value
113	Fertility Value
GROWTH VALUE	101
CARCASS VALUE	-
PRODUCTION VALUE	109

EBV Analysis 2026-09-17

Calf and Mother				Fertility			
Birth Dir.	Birth Mat.	Wean Dir.	Wean Mat.	Scr. Circ.	Heifer Fert.	Cow Fert.	Longev.
116	88	90	118	102	110	107	119
68%	47%	66%	51%	42%	32%	20%	51%

Post-Wean Growth			Frame			Carcass		
Post Wean	ADG	FCR	Mature Weight	Height	Length	EMA	Fat	Mar
97	102	-	94	103	97	-	-	-
61%	40%		40%	42%	41%			

Myostatin	
Q204X	Not Tested
NT821	Not Tested
F94L	Not Tested

Birth Weight	205D Weight	365D Weight	540D Weight	ADG Index	FCR Index	Scrotum	LH
34kg	222kg | *110 (43)*	-	425kg | *102 (10)*	-	-	- *(B2)*	-

SELLER REMARKS:

© Compiled by the South African Stud Book and Livestock Improvement Association
All Pedigree- and Performance Data is as recorded on LOGIX on 18 September 2026

LOT 15 (M)

WGD 240034

Kuddeboek	SP
Geb. dtm	2024-01-15
Oud.	2j 9m
Inteling	2%

MNR. W.A. & MEV. J.M. DE WET

Durban, Kwazulu Natal
0827708358
gretadw8@gmail.com

17 WINDSOR ROAD,,KLOOF, 3610

Ouerskap	Vaar	Moer
DNS		
Genomies		

- **DC 170752** Spn Mat. 76
  - **WH 130514** Spn Mat. 72
    - **AA 080812**
    - **WH 020877** Oud. 20j | Gem. SI 90 | Kalwers 12 | Gespeen 5
  - **DC 010088** Oud. 21j | OEK 22m | TKP 415d | Kalwers 12 | Gespeen 8 | Spn. Mat. 82 | Gem. SI 106 | KKG - | KKS 47.7
    - **GM 950058**
    - **KP 930415** Oud. 13j | Gem. SI 108 | Kalwers 10 | Gespeen 5
- **BA 200036** Oud. 5j | OEK 39m | TKP 687d | Kalwers 2 | Gespeen 1 | Spn. Mat. 98 | Gem. SI 110 | KKG - | KKS - | Kalwings: 24-01, 25-12
  - **WH 150655** Spn Mat. 94
    - **DC 060650**
    - **WH 090297** Oud. 14j | Gem. SI 105 | Kalwers 9 | Gespeen 4
  - **CI 150201** Oud. 9j | OEK 34m | TKP 366d | Kalwers 3 | Gespeen 1 | Spn. Mat. 98 | Gem. SI 108 | KKG - | KKS 34.2
    - **CI 080061**
    - **CI 090008** Oud. 14j | Gem. SI - | Kalwers 7 | Gespeen -

KOEIWAARDE	91
112	Kalfgemak Waarde
93	Kalfgroei Waarde
86	Melk Waarde
107	Onderhoudswaarde
90	Vrugbaarheidswaarde
GROEI WAARDE	91
KARKAS WAARDE	-
PRODUKSIE WAARDE	90

EBV Analise 2026-09-17

Kalf en Moeder				Vrugbaarheid			
Geb. Dir.	Geb. Mat.	Spn. Dir.	Spn. Mat.	Skr. Omtr.	Vers Vrugb.	Koei Vrugb.	Lanklew.
104	121	93	86	85	94	87	107
40%	27%	60%	37%	39%	33%	20%	44%

Na-Speen Groei			Raam			Karkas		
Na-Speen	GDT	VOV	Volw. Gewig	Hoogte	Lengte	OSO	Vet	Mar
86	96	-	93	103	95	-	-	-
37%	34%		15%	39%	38%			

Miostatien	
Q204X	Nie Getoets
NT821	Nie Getoets
F94L	Nie Getoets

Geb. Gewig	205D Gewig	365D Gewig	540D Gewig	GDT Indeks	VOV Indeks	Skrotum	LH
-	229kg | *110 (4)*	293kg | *104 (2)*	-	-	-	- *(B1)*	-

VERKOPER OPMERKINGS:

LOT 16 (M)

SK 230801

Kuddeboek	SP
Geb. dtm	2023-11-10
Oud.	2j 11m
Inteling	5%

G.A.P. STEENKAMP

Bothaville, Free State
steenkampgap@gmail.com

RIETPAN, BUS 717, BOTHAVILLE, 9660

Ouerskap	Vaar	Moer
DNS		
Genomies		

- **SK 170455** HH(c) Spn Mat. 108
  - **IJS 070072** Spn Mat. 62
    - **CI 030039**
    - **CI 020079** Oud. 8j | Gem. SI 106 | Kalwers 5 | Gespeen 1
  - **SK 100167** Oud. 13j | OEK 37m | TKP 494d | Kalwers 4 | Gespeen 3 | Spn. Mat. 133 | Gem. SI 113 | KKG - | KKS 54.2
    - **SK 030910**
    - **SK 070060** Oud. 4j | Gem. SI 102 | Kalwers 2 | Gespeen 2
- **SK 060036** Oud. 18j | OEK 35m | TKP 401d | Kalwers 14 | Gespeen 10 | Spn. Mat. 105 | Gem. SI 98 | KKG - | KKS 38.8 | Kalwings: 09-08, 11-09, 12-09, 13-09, 14-08, 15-09, 16-10, 17-09, 18-08, 19-09, 20-09, 21-11, 22-12, 23-11
  - **SK 990666** Spn Mat. 89
    - **SK 930386**
    - **SK 960512** Oud. 5j | Gem. SI 114 | Kalwers 2 | Gespeen 2
  - **SK 960508** Oud. 17j | OEK 34m | TKP 400d | Kalwers 13 | Gespeen 12 | Spn. Mat. 115 | Gem. SI 105 | KKG - | KKS 35.1
    - **SK 900267**
    - **SK 900254** Oud. 14j | Gem. SI 100 | Kalwers 9 | Gespeen 7

KOEIWAARDE	100
77	Kalfgemak Waarde
113	Kalfgroei Waarde
105	Melk Waarde
95	Onderhoudswaarde
92	Vrugbaarheidswaarde
GROEI WAARDE	116
KARKAS WAARDE	-
PRODUKSIE WAARDE	103

EBV Analise 2026-09-17

Kalf en Moeder				Vrugbaarheid			
Geb. Dir.	Geb. Mat.	Spn. Dir.	Spn. Mat.	Skr. Omtr.	Vers Vrugb.	Koei Vrugb.	Lanklew.
84	80	113	105	126	103	85	101
31%	18%	68%	53%	74%	48%	23%	53%

Na-Speen Groei			Raam			Karkas		
Na-Speen	GDT	VOV	Volw. Gewig	Hoogte	Lengte	OSO	Vet	Mar
113	113	-	104	122	111	-	-	-
56%	66%		24%	54%	53%			

Miostatien	
Q204X	Nie Getoets
NT821	Nie Getoets
F94L	Nie Getoets

Geb. Gewig	205D Gewig	365D Gewig	540D Gewig	GDT Indeks	VOV Indeks	Skrotum	LH
-	216kg | *101 (5)*	-	-	828g/d | *117 (9)*	-	346mm *(D1)*	-

VERKOPER OPMERKINGS: Entings, Milt - Lamsiekte en covexin10

© Compiled by the South African Stud Book and Livestock Improvement Association
All Pedigree- and Performance Data is as recorded on LOGIX on 18 September 2026

LOT 17 (M)

SS 230044 *HH(c)*

Herd Book	F3
Birth date	2023-10-17
Age	2y 12m
Inbreeding	1%
DNA	WSC078671

Parentage	Sire	Dam
DNA		
Genomic	✔	

SS 170056 HH(c)
Wean Mat. 93

SS 140420
Age 11y | AFC 37m | ICP 408d
Calves 8 | Weaned 8 | Wean Mat. 91
Avg. WI 97 | CCB - | CCW 48.2
Calvings: 17-11, 18-11, 19-09, 20-12, 22-10, 23-10, 24-09, 25-09

SS 110040
Wean Mat. 87

SS 110018
Age 12y | AFC 35m | ICP 459d
Calves 8 | Weaned 6 | Wean Mat. 105
Avg. WI 100 | CCB - | CCW 42

FR 040043
Wean Mat. 99

SS 030016
Age 12y | AFC 34m | ICP 598d
Calves 6 | Weaned 4 | Wean Mat. 101
Avg. WI 108 | CCB - | CCW 48.3

MC 070426

SS 070070
Age 15y | Avg. WI 109
Calves 11 | Weaned 10

LMR 050094

SS 050005
Age 7y | Avg. WI 102
Calves 3 | Weaned 3

BHE 990066

FR 000019
Age 12y | Avg. WI 100
Calves 7 | Weaned 6

GZ 950612

SS 000034
Age 13y | Avg. WI 99
Calves 8 | Weaned 6

J.J. STEENKAMP
Zastron, Free State
jacquiessteenkamp@gmail.com
POSBUS 462,,ZASTRON, 9950

COW VALUE	111
106	Calving Ease Value
109	Calf Growth Value
91	Milk Value
93	Maintenance Value
115	Fertility Value
GROWTH VALUE	106
CARCASS VALUE	-
PRODUCTION VALUE	110

EBV Analysis 2026-09-17

Calf and Mother				Fertility			
Birth Dir.	Birth Mat.	Wean Dir.	Wean Mat.	Scr. Circ.	Heifer Fert.	Cow Fert.	Longev.
102	110	109	91	111	110	111	113
34%	25%	67%	51%	31%	23%	13%	50%

Post-Wean Growth			Frame			Carcass		
Post Wean	ADG	FCR	Mature Weight	Height	Length	EMA	Fat	Mar
110	109	-	108	102	112	-	-	-
36%	29%		28%	32%	31%			

Birth Weight	205D Weight	365D Weight	540D Weight	ADG Index	FCR Index	Scrotum	LH
-	208kg | *106 (13)*	-	-	-	-	-	-

Myostatin	
Q204X	Free
NT821	Free
F94L	Free

SELLER REMARKS: Korrekte harde bul. 4 Ster bul. Inentings. Spons, milt, en BKS

LOT 18 (M)

TK 220630

Herd Book	SP
Birth date	2022-12-31
Age	3y 9m
Inbreeding	1%

Parentage	Sire	Dam
DNA		
Genomic		

TK 190112
Wean Mat. 108

TK 200159
Age 6y | AFC 33m | ICP 418d
Calves 4 | Weaned - | Wean Mat. 119
Avg. WI - | CCB 8.12 | CCW -
Calvings: 22-12, 24-06, 25-06, 26-06

MC 140580
Wean Mat. 115

TK 150632
Age 7y | AFC 35m | ICP 553d
Calves 3 | Weaned 1 | Wean Mat. 104
Avg. WI 109 | CCB 8.59 | CCW 50

MC 090746
Wean Mat. 94

TK 170776
Age 5y | AFC 32m | ICP 457d
Calves 2 | Weaned 1 | Wean Mat. 133
Avg. WI 120 | CCB 5.3 | CCW -

TA 100012

MC 040023
Age 11y | Avg. WI 106
Calves 8 | Weaned 7

MC 040055

TK 060554
Age 16y | Avg. WI 102
Calves 7 | Weaned 6

FR 040043

MC 000357
Age 11y | Avg. WI 106
Calves 7 | Weaned 6

TK 120228

TK 100012
Age 15y | Avg. WI 121
Calves 11 | Weaned 3

ERGON (PTY) LTD
Thabazimbi, Limpopo
0828097496
elbiedekock@lantic.net
POSBUS 1277,,THABAZIMBI, 0380

COW VALUE	98
79	Calving Ease Value
105	Calf Growth Value
115	Milk Value
93	Maintenance Value
93	Fertility Value
GROWTH VALUE	98
CARCASS VALUE	-
PRODUCTION VALUE	97

EBV Analysis 2026-09-17

Calf and Mother				Fertility			
Birth Dir.	Birth Mat.	Wean Dir.	Wean Mat.	Scr. Circ.	Heifer Fert.	Cow Fert.	Longev.
83	89	105	115	106	86	99	103
63%	38%	44%	35%	41%	26%	15%	42%

Post-Wean Growth			Frame			Carcass		
Post Wean	ADG	FCR	Mature Weight	Height	Length	EMA	Fat	Mar
106	96	-	106	88	98	-	-	-
39%	36%		26%	42%	40%			

Birth Weight	205D Weight	365D Weight	540D Weight	ADG Index	FCR Index	Scrotum	LH
39kg	-	-	-	-	-	-	-

Myostatin	
Q204X	Not Tested
NT821	Not Tested
F94L	Not Tested

SELLER REMARKS: Inentings: Sponsiekte, Lamsiekte, Miltsiekte, Knopvelsiekte en Bek and Klou.

© Compiled by the South African Stud Book and Livestock Improvement Association
All Pedigree- and Performance Data is as recorded on LOGIX on 18 September 2026

LOT 19 (F)

MC 230311

Kuddeboek	SP
Geb. dtm	2023-10-19
Oud.	2j 12m
Inteling	2%
DNS	G240726

MC 180166
Spn Mat. 105

Ouerskap	Vaar	Moer
DNS	✔	
Genomies		

MC 140604
Spn Mat. 106

MC 070411

MC 110035
Oud. 13j | Gem. SI 103
Kalwers 10 | Gespeen 8

MC 150737
Oud. 8j | OEK 29m | TKP 371d
Kalwers 7 | Gespeen 7 | Spn. Mat. 91
Gem. SI 93 | KKG - | KKS 31.4

KV 070071

MC 090771
Oud. 12j | Gem. SI 95
Kalwers 10 | Gespeen 9

MC 200599
Oud. 5j | OEK 35m | TKP 406d
Kalwers 3 | Gespeen 2 | Spn. Mat. 113
Gem. SI 113 | KKG - | KKS 43
Kalwings: 23-10, 24-12, 26-01

MC 170028
Spn Mat. 99

NV 080033

MC 060260
Oud. 17j | Gem. SI 107
Kalwers 11 | Gespeen 10

MC 150803 HH(c)
Oud. 10j | OEK 27m | TKP 399d
Kalwers 8 | Gespeen 7 | Spn. Mat. 102
Gem. SI 91 | KKG - | KKS 40.8

MC 090731

MC 040023
Oud. 11j | Gem. SI 106
Kalwers 8 | Gespeen 7

P.A. CRONJE

Theunissen, Free State
0836293491
bobcronje@gmail.com

POSBUS 232,,THEUNISSEN, 9410

KOEIWAARDE	105
96	Kalfgemak Waarde
101	Kalfgroei Waarde
108	Melk Waarde
107	Onderhoudswaarde
101	Vrugbaarheidswaarde
GROEI WAARDE	101
KARKAS WAARDE	-
PRODUKSIE WAARDE	104

EBV Analise 2026-09-17

Kalf en Moeder				Vrugbaarheid			
Geb. Dir.	Geb. Mat.	Spn. Dir.	Spn. Mat.	Skr. Omtr.	Vers Vrugb.	Koei Vrugb.	Lanklew.
98	93	101	108	109	103	100	100
69%	45%	65%	46%	47%	39%	21%	50%

Na-Speen Groei			Raam			Karkas		
Na-Speen	GDT	VOV	Volw. Gewig	Hoogte	Lengte	OSO	Vet	Mar
105	107	-	92	94	93	-	-	-
65%	43%		41%	47%	46%			

Miostatien	
Q204X	Nie Getoets
NT821	Nie Getoets
F94L	Nie Getoets

Geb. Gewig	205D Gewig	365D Gewig	540D Gewig	GDT Indeks	VOV Indeks	Skrotum	LH
34kg	211kg | *110 (27)*	259kg | *110 (28)*	315kg | *105 (27)*	-	-	- *(B2)*	-

VERKOPER OPMERKINGS:

LOT 20 (F)

MC 230313

Kuddeboek	SP
Geb. dtm	2023-10-23
Oud.	2j 12m
Inteling	5%
DNS	G240728

MC 190490
Spn Mat. 111

Ouerskap	Vaar	Moer
DNS	✔	
Genomies		

TA 100012
Spn Mat. 128

MC 080063

MC 070444
Oud. 6j | Gem. SI 105
Kalwers 4 | Gespeen 3

MC 120267
Oud. 13j | OEK 35m | TKP 386d
Kalwers 10 | Gespeen 9 | Spn. Mat. 90
Gem. SI 99 | KKG - | KKS 35.8

MC 090723

MC 080621
Oud. 14j | Gem. SI 90
Kalwers 9 | Gespeen 7

MC 200537
Oud. 4j | OEK 37m | TKP -
Kalwers 1 | Gespeen 1 | Spn. Mat. 106
Gem. SI 103 | KKG - | KKS 38.9
Kalwings: 23-10

OJ 170012
Spn Mat. 126

KV 100194

OJ 130115
Oud. 9j | Gem. SI -
Kalwers 4 | Gespeen -

MC 180143
Oud. 8j | OEK 30m | TKP 379d
Kalwers 6 | Gespeen 4 | Spn. Mat. 86
Gem. SI 104 | KKG - | KKS 36.1

TK 130398

MC 150727
Oud. 5j | Gem. SI 101
Kalwers 3 | Gespeen 3

P.A. CRONJE

Theunissen, Free State
0836293491
bobcronje@gmail.com

POSBUS 232,,THEUNISSEN, 9410

KOEIWAARDE	95
106	Kalfgemak Waarde
90	Kalfgroei Waarde
107	Melk Waarde
100	Onderhoudswaarde
96	Vrugbaarheidswaarde
GROEI WAARDE	103
KARKAS WAARDE	-
PRODUKSIE WAARDE	96

EBV Analise 2026-09-17

Kalf en Moeder				Vrugbaarheid			
Geb. Dir.	Geb. Mat.	Spn. Dir.	Spn. Mat.	Skr. Omtr.	Vers Vrugb.	Koei Vrugb.	Lanklew.
106	97	90	107	93	96	95	105
67%	40%	64%	43%	39%	35%	18%	47%

Na-Speen Groei			Raam			Karkas		
Na-Speen	GDT	VOV	Volw. Gewig	Hoogte	Lengte	OSO	Vet	Mar
97	95	-	98	95	91	-	-	-
66%	37%		36%	39%	38%			

Miostatien	
Q204X	Nie Getoets
NT821	Nie Getoets
F94L	Nie Getoets

Geb. Gewig	205D Gewig	365D Gewig	540D Gewig	GDT Indeks	VOV Indeks	Skrotum	LH
31kg	196kg | *103 (27)*	221kg | *93 (28)*	281kg | *94 (27)*	-	-	- *(B2)*	-

VERKOPER OPMERKINGS:

© Compiled by the South African Stud Book and Livestock Improvement Association
All Pedigree- and Performance Data is as recorded on LOGIX on 18 September 2026

LOT 21 (F)

MC 230361

Herd Book	SP
Birth date	2023-11-21
Age	2y 11m
Inbreeding	2%
DNA	G240771

Parentage	Sire	Dam
DNA	✔	
Genomic		

- MC 180166 (Wean Mat. 105)
  - MC 140604 (Wean Mat. 106)
    - MC 070411
    - MC 110035 — Age 13y | Avg. WI 103 | Calves 10 | Weaned 8
  - MC 150737 — Age 8y | AFC 29m | ICP 371d | Calves 7 | Weaned 7 | Wean Mat. 91 | Avg. WI 93 | CCB - | CCW 31.4
    - KV 070071
    - MC 090771 — Age 12y | Avg. WI 95 | Calves 10 | Weaned 9
- MC 200569 — Age 4y | AFC 37m | ICP - | Calves 1 | Weaned - | Wean Mat. 94 | Avg. WI - | CCB - | CCW - | Calvings: 23-11
  - MC 130366 (Wean Mat. 60)
    - KV 060007
    - MC 050179 — Age 17y | Avg. WI 104 | Calves 8 | Weaned 8
  - TA 130309 — Age 12y | AFC 35m | ICP 406d | Calves 7 | Weaned 7 | Wean Mat. 121 | Avg. WI 106 | CCB - | CCW 38.9
    - MC 100872
    - AA 100038 — Age 12y | Avg. WI 102 | Calves 5 | Weaned 6

P.A. CRONJE

Theunissen, Free State
0836293491
bobcronje@gmail.com

POSBUS 232,,THEUNISSEN, 9410

COW VALUE	105
117	Calving Ease Value
90	Calf Growth Value
99	Milk Value
117	Maintenance Value
107	Fertility Value
GROWTH VALUE	102
CARCASS VALUE	-
PRODUCTION VALUE	105

EBV Analysis 2026-09-17

Calf and Mother				Fertility			
Birth Dir.	Birth Mat.	Wean Dir.	Wean Mat.	Scr. Circ.	Heifer Fert.	Cow Fert.	Longev.
116	101	90	99	104	108	107	96
68%	43%	55%	43%	47%	39%	19%	51%

Post-Wean Growth			Frame			Carcass		
Post Wean	ADG	FCR	Mature Weight	Height	Length	EMA	Fat	Mar
97	106	-	83	92	92	-	-	-
52%	43%		38%	47%	46%			

Myostatin	
Q204X	Not Tested
NT821	Not Tested
F94L	Not Tested

Birth Weight	205D Weight	365D Weight	540D Weight	ADG Index	FCR Index	Scrotum	LH
30kg	-	213kg | *95 (38)*	279kg | *98 (38)*	-	-	- *(B2)*	-

SELLER REMARKS:

LOT 22 (F)

JEV 230137

Herd Book	SP
Birth date	2023-11-06
Age	2y 11m
Inbreeding	3%
AFC	34m
Calves	1
Weaned	0
Avg. WI	-
ICP	-

Parentage	Sire	Dam
DNA		
Genomic		

- MC 170070 HH(c) (Wean Mat. 103)
  - MC 110010 (Wean Mat. 78)
    - MC 040064
    - MC 060285 — Age 7y | Avg. WI 108 | Calves 4 | Weaned 4
  - MC 130291 — Age 13y | AFC 31m | ICP 370d | Calves 11 | Weaned 9 | Wean Mat. 133 | Avg. WI 109 | CCB - | CCW 49.5
    - MC 070436
    - MC 110025 — Age 15y | Avg. WI 109 | Calves 13 | Weaned 10
- JEV 200095 — Age 6y | AFC 38m | ICP 379d | Calves 3 | Weaned 2 | Wean Mat. 106 | Avg. WI 111 | CCB 6.29 | CCW 39.6 | Calvings: 23-11, 25-01, 25-12
  - MC 150720 HH(c) (Wean Mat. 87)
    - MC 120200
    - MC 120238 — Age 3y | Avg. WI 115 | Calves 1 | Weaned 1
  - OJ 150185 — Age 5y | AFC 37m | ICP 636d | Calves 2 | Weaned 2 | Wean Mat. 119 | Avg. WI 112 | CCB 6.45 | CCW 49.7
    - KV 100194
    - OJ 100033 — Age 5y | Avg. WI 103 | Calves 2 | Weaned 2

J.E. VISAGIE

Kimberley, Northern Cape
0827885510
hiq4@lantic.net

POSBUS 499,,KIMBERLEY, 8300

FMD VAC 02-JUL-26 (EXP 31-DEC-26)
AFTODOLL | DOLLVET - SAT1,2 AND 3 VACCINE

COW VALUE	114
127	Calving Ease Value
109	Calf Growth Value
99	Milk Value
99	Maintenance Value
84	Fertility Value
GROWTH VALUE	113
CARCASS VALUE	-
PRODUCTION VALUE	115

EBV Analysis 2026-09-17

Calf and Mother				Fertility			
Birth Dir.	Birth Mat.	Wean Dir.	Wean Mat.	Scr. Circ.	Heifer Fert.	Cow Fert.	Longev.
120	124	109	99	106	85	88	95
71%	53%	66%	48%	44%	55%	22%	50%

Post-Wean Growth			Frame			Carcass		
Post Wean	ADG	FCR	Mature Weight	Height	Length	EMA	Fat	Mar
102	117	-	100	106	114	-	-	-
66%	40%		37%	44%	43%			

Last Calf	
Calf ID	JEV 260132 (F)
Birth Date	2026-09-07
Sire ID	JEV 220072

Calvings: 26-09

Myostatin	
Q204X	Not Tested
NT821	Not Tested
F94L	Not Tested

Birth Weight	205D Weight	365D Weight	540D Weight	ADG Index	FCR Index	Scrotum	LH
28kg	239kg | *116 (24)*	243kg | *102 (24)*	294kg | *103 (23)*	-	-	- *(B2)*	-

SELLER REMARKS:

© Compiled by the South African Stud Book and Livestock Improvement Association
All Pedigree- and Performance Data is as recorded on LOGIX on 18 September 2026

LOT 23 (F)

JNS 230114

Kuddeboek	SP
Geb. dtm	2023-11-22
Oud.	2j 10m
Inteling	0%

SS 140440 HH(c)
Spn Mat. 129

Oerskap	Vaar	Moer
DNS		
Genomies		

JNS 200103
Oud. 5j | OEK 37m | TKP 668d
Kalwers 2 | Gespeen 2 | Spn. Mat. 82
Gem. SI 103 | KKG 6.62 | KKS 46.9
Kalwings: 23-11, 25-09

MC 060323
Spn Mat. 111

- **MC 020620**
- **MC 040849**
  Oud. 6j | Gem. SI 100
  Kalwers 3 | Gespeen 4

SS 060030
Oud. 16j | OEK 38m | TKP 444d
Kalwers 10 | Gespeen 8 | Spn. Mat. 133
Gem. SI 108 | KKG - | KKS 47.1

- **LMR 010175**
- **SS 990012**
  Oud. 15j | Gem. SI 106
  Kalwers 11 | Gespeen 9

JS 100026
Spn Mat. 71

- **KV 060005**
- **JS 060011**
  Oud. 20j | Gem. SI 97
  Kalwers 7 | Gespeen 6

JN 150097 HH(c)
Oud. 10j | OEK 39m | TKP 427d
Kalwers 7 | Gespeen 4 | Spn. Mat. 93
Gem. SI 100 | KKG 6.5 | KKS 47.6

- **TK 080772**
- **JN 050652**
  Oud. 10j | Gem. SI 109
  Kalwers 5 | Gespeen 3

S.L JACOBS

Clocolan, Free State
0769763540
vlermuissj@gmail.com

POSBUS 136,,CLOCOLAN, 9735

KOEIWAARDE	98
106	Kalfgemak Waarde
95	Kalfgroei Waarde
106	Melk Waarde
100	Onderhoudswaarde
94	Vrugbaarheidswaarde
GROEI WAARDE	103
KARKAS WAARDE	-
PRODUKSIE WAARDE	99

IDTrax — EBV Analise 2026-09-17

Kalf en Moeder				Vrugbaarheid			
Geb. Dir.	Geb. Mat.	Spn. Dir.	Spn. Mat.	Skr. Omtr.	Vers Vrugb.	Koei Vrugb.	Lanklew.
99	118	95	106	98	106	85	102
67%	44%	62%	46%	28%	36%	20%	50%

Na-Speen Groei			Raam			Karkas		
Na-Speen	GDT	VOV	Volw. Gewig	Hoogte	Lengte	OSO	Vet	Mar
96	103	-	99	97	97	-	-	-
46%	33%		30%	29%	28%			

Miostatien	
Q204X	Nie Getoets
NT821	Nie Getoets
F94L	Nie Getoets

Geb. Gewig	205D Gewig	365D Gewig	540D Gewig	GDT Indeks	VOV Indeks	Skrotum	LH
28kg	208kg | *104 (3)*	261kg | *105 (4)*	-	-	-	- *(B1)*	-

VERKOPER OPMERKINGS: Inentings: Spons, Milt, Lamsiekte, BKS en RB51 6+ Maande dragtig.

LOT 24 (M)

JEV 230216 *HH(c)*

Kuddeboek	SP
Geb. dtm	2023-12-19
Oud.	2j 10m
Inteling	2%
DNS	WSC072774

MC 140548 HH(c)
Spn Mat. 86

Oerskap	Vaar	Moer
DNS		
Genomies ✔		

OJ 180226
Oud. 8j | OEK 32m | TKP 372d
Kalwers 6 | Gespeen 6 | Spn. Mat. 133
Gem. SI 115 | KKG 6.99 | KKS 47.6
Kalwings: 20-10, 21-10, 22-11, 23-12, 24-11, 25-11

KV 070071
Spn Mat. 95

- **KV 980414**
- **KV 950277**
  Oud. 16j | Gem. SI 115
  Kalwers 10 | Gespeen 6

MC 090688
Oud. 16j | OEK 35m | TKP 397d
Kalwers 3 | Gespeen 2 | Spn. Mat. 86
Gem. SI 97 | KKG - | KKS 48.1

- **FR 050065**
- **MC 990220**
  Oud. 14j | Gem. SI 99
  Kalwers 11 | Gespeen 10

OJ 120089
Spn Mat. 133

- **KV 010568**
- **OJ 080007**
  Oud. 8j | Gem. SI 121
  Kalwers 4 | Gespeen 1

OJ 130119
Oud. 12j | OEK 31m | TKP 354d
Kalwers 11 | Gespeen 8 | Spn. Mat. 114
Gem. SI 100 | KKG 7 | KKS 42

- **NV 010248**
- **OJ 050013**
  Oud. 9j | Gem. SI 102
  Kalwers 4 | Gespeen 3

J.E. VISAGIE

Kimberley, Northern Cape
0827885510
hiq4@lantic.net

POSBUS 499,,KIMBERLEY, 8300

FMD ENT 02-JUL-26 (EXP 31-DEC-26)
AFTODOLL | DOLLVET - SAT1,2 AND 3 VACCINE

KOEIWAARDE	112
93	Kalfgemak Waarde
104	Kalfgroei Waarde
115	Melk Waarde
91	Onderhoudswaarde
117	Vrugbaarheidswaarde
GROEI WAARDE	112
KARKAS WAARDE	-
PRODUKSIE WAARDE	113

IDTrax — EBV Analise 2026-09-17

Kalf en Moeder				Vrugbaarheid			
Geb. Dir.	Geb. Mat.	Spn. Dir.	Spn. Mat.	Skr. Omtr.	Vers Vrugb.	Koei Vrugb.	Lanklew.
93	102	104	115	108	116	108	120
70%	56%	69%	59%	48%	47%	29%	55%

Na-Speen Groei			Raam			Karkas		
Na-Speen	GDT	VOV	Volw. Gewig	Hoogte	Lengte	OSO	Vet	Mar
107	109	-	108	119	114	-	-	-
64%	43%		45%	49%	47%			

Miostatien	
Q204X	Skoon
NT821	Skoon
F94L	Skoon

Geb. Gewig	205D Gewig	365D Gewig	540D Gewig	GDT Indeks	VOV Indeks	Skrotum	LH
34kg	233kg | *108 (35)*	-	456kg | *99 (6)*	-	-	- *(B2)*	-

VERKOPER OPMERKINGS: Entings. Spons, milt en lam, en BKS en Vrugbaarheid en Skedewasse is gedoen

© Compiled by the South African Stud Book and Livestock Improvement Association
All Pedigree- and Performance Data is as recorded on LOGIX on 18 September 2026

LOT 25 (M)

MC 230296

Herd Book	SP
Birth date	2023-10-08
Age	3y
Inbreeding	1%
DNA	G240712

Parentage	Sire	Dam
DNA	✔	✔
Genomic		

- **SS 170055** Wean Mat. 90
  - **SS 110040** Wean Mat. 87
    - **MC 070426**
    - **SS 070070** Age 15y | Avg. WI 109 Calves 11 | Weaned 10
  - **SS 110025** Age 12y | AFC 35m | ICP 465d Calves 8 | Weaned 7 | Wean Mat. 102 Avg. WI 102 | CCB - | CCW 41.7
    - **MC 050121**
    - **SS 060020** Age 16y | Avg. WI 104 Calves 11 | Weaned 7
- **MC 120221 HH(c)** Age 13y | AFC 36m | ICP 412d Calves 10 | Weaned 8 | Wean Mat. 115 Avg. WI 109 | CCB - | CCW 40.3
  Calvings: 15-10, 16-12, 17-12, 18-11, 19-12, 20-12, 22-05, 23-10, 24-11, 25-12
  - **MC 080612** Wean Mat. 90
    - **MC 040064**
    - **MC 940654** Age 15y | Avg. WI 108 Calves 11 | Weaned 9
  - **MC 090761** Age 13y | AFC 35m | ICP 405d Calves 5 | Weaned 3 | Wean Mat. 123 Avg. WI 112 | CCB - | CCW 39
    - **MC 030761**
    - **MC 050113** Age 7y | Avg. WI 111 Calves 5 | Weaned 4

P.A. CRONJE
Theunissen, Free State
0836293491
bobcronje@gmail.com
POSBUS 232,,THEUNISSEN, 9410

COW VALUE	114
97	Calving Ease Value
113	Calf Growth Value
98	Milk Value
87	Maintenance Value
119	Fertility Value
GROWTH VALUE	104
CARCASS VALUE	-
PRODUCTION VALUE	113

EBV Analysis 2026-09-17

Calf and Mother				Fertility			
Birth Dir.	Birth Mat.	Wean Dir.	Wean Mat.	Scr. Circ.	Heifer Fert.	Cow Fert.	Longev.
91	119	113	98	114	112	117	114
71%	51%	69%	55%	74%	46%	24%	54%

Post-Wean Growth			Frame			Carcass		
Post Wean	ADG	FCR	Mature Weight	Height	Length	EMA	Fat	Mar
101	109	-	114	111	109	-	-	-
69%	65%		42%	76%	72%			

Myostatin	
Q204X	Not Tested
NT821	Not Tested
F94L	Not Tested

Birth Weight	205D Weight	365D Weight	540D Weight	ADG Index	FCR Index	Scrotum	LH
39kg	249kg | *122 (43)*	-	387kg | *91 (10)*	1342g/d | *100 (8)*	6.87 | *101*	328mm *(C3)*	1.14

SELLER REMARKS:

LOT 26 (M)

MC 230322

Herd Book	SP
Birth date	2023-10-13
Age	2y 12m
Inbreeding	3%
DNA	G240736

Parentage	Sire	Dam
DNA	✔	✔
Genomic		

- **MC 170028** Wean Mat. 99
  - **NV 080033** Wean Mat. 84
    - **NV 030483**
    - **NV 000109** Age 12y | Avg. WI 108 Calves 7 | Weaned 6
  - **MC 060260** Age 17y | AFC 30m | ICP 403d Calves 11 | Weaned 10 | Wean Mat. 119 Avg. WI 107 | CCB - | CCW 38.3
    - **KV 930185**
    - **MC 940674** Age 16y | Avg. WI 103 Calves 12 | Weaned 12
- **MC 120266** Age 11y | AFC 33m | ICP 366d Calves 10 | Weaned 7 | Wean Mat. 111 Avg. WI 101 | CCB - | CCW 40.4
  Calvings: 15-09, 16-10, 17-10, 18-10, 19-09, 20-09, 21-10, 22-10, 23-10, 24-09
  - **MC 090723** Wean Mat. 108
    - **MC 070401**
    - **MC 050163** Age 17y | Avg. WI 93 Calves 9 | Weaned 9
  - **MC 080597** Age 16y | AFC 36m | ICP 395d Calves 12 | Weaned 8 | Wean Mat. 108 Avg. WI 109 | CCB - | CCW 36.6
    - **MC 050115**
    - **MC 050221** Age 17y | Avg. WI 111 Calves 11 | Weaned 8

P.A. CRONJE
Theunissen, Free State
0836293491
bobcronje@gmail.com
POSBUS 232,,THEUNISSEN, 9410

COW VALUE	100
75	Calving Ease Value
112	Calf Growth Value
108	Milk Value
90	Maintenance Value
103	Fertility Value
GROWTH VALUE	112
CARCASS VALUE	-
PRODUCTION VALUE	102

EBV Analysis 2026-09-17

Calf and Mother				Fertility			
Birth Dir.	Birth Mat.	Wean Dir.	Wean Mat.	Scr. Circ.	Heifer Fert.	Cow Fert.	Longev.
78	79	112	108	130	95	103	115
71%	52%	70%	54%	75%	49%	28%	56%

Post-Wean Growth			Frame			Carcass		
Post Wean	ADG	FCR	Mature Weight	Height	Length	EMA	Fat	Mar
116	118	-	110	126	116	-	-	-
70%	68%		43%	77%	74%			

Myostatin	
Q204X	Not Tested
NT821	Not Tested
F94L	Not Tested

Birth Weight	205D Weight	365D Weight	540D Weight	ADG Index	FCR Index	Scrotum	LH
43kg	216kg | *101 (43)*	-	436kg | *102 (10)*	1459g/d | *108 (16)*	6.28 | *101*	325mm *(C3)*	1.15

SELLER REMARKS:

© Compiled by the South African Stud Book and Livestock Improvement Association
All Pedigree- and Performance Data is as recorded on LOGIX on 18 September 2026

LOT 27 (M)

WH 230024

Kuddeboek	SP
Geb. dtm	2023-10-14
Oud.	2j 12m
Inteling	2%

Ouerskap	Vaar	Moer
DNS		
Genomies		

- WH 180771 HH(c) — Spn Mat. 81
  - WH 140568 HH(c) — Spn Mat. 91
    - WH 030957
    - WH 090315 — Oud. 7j | Gem. SI 105 | Kalwers 2 | Gespeen 2
  - WH 150633 — Oud. 10j | OEK 26m | TKP 394d | Kalwers 7 | Gespeen 6 | Spn. Mat. 78 | Gem. SI 99 | KKG - | KKS 44.8
    - WH 030957
    - WH 010788 — Oud. 21j | Gem. SI 97 | Kalwers 12 | Gespeen 7
- WH 200953 — Oud. 5j | OEK 34m | TKP - | Kalwers 1 | Gespeen - | Spn. Mat. 87 | Gem. SI - | KKG - | KKS - | Kalwings: 23-10
  - DC 120249 — Spn Mat. 91
    - KC 030676 P
    - DC 060645 — Oud. 16j | Gem. SI 102 | Kalwers 11 | Gespeen 8
  - WH 170773 — Oud. 7j | OEK 38m | TKP 534d | Kalwers 3 | Gespeen 3 | Spn. Mat. 87 | Gem. SI 107 | KKG - | KKS -
    - AA 080812
    - WH 070180 — Oud. 15j | Gem. SI 105 | Kalwers 7 | Gespeen 1

MNR. W.A. & MEV. J.M. DE WET

Durban, Kwazulu Natal
0827708358
gretadw8@gmail.com

17 WINDSOR ROAD,,KLOOF, 3610

KOEIWAARDE	96
99	Kalfgemak Waarde
104	Kalfgroei Waarde
84	Melk Waarde
100	Onderhoudswaarde
99	Vrugbaarheidswaarde
GROEI WAARDE	94
KARKAS WAARDE	-
PRODUKSIE WAARDE	95

EBV Analise 2026-09-17

Kalf en Moeder				Vrugbaarheid			
Geb. Dir.	Geb. Mat.	Spn. Dir.	Spn. Mat.	Skr. Omtr.	Vers Vrugb.	Koei Vrugb.	Lanklew.
93	116	104	84	95	110	92	99
30%	24%	49%	38%	31%	39%	20%	46%

Na-Speen Groei			Raam			Karkas		
Na-Speen	GDT	VOV	Volw. Gewig	Hoogte	Lengte	OSO	Vet	Mar
91	95	-	100	109	103	-	-	-
36%	27%		17%	30%	29%			

Miostatien	
Q204X	Nie Getoets
NT821	Nie Getoets
F94L	Nie Getoets

Geb. Gewig	205D Gewig	365D Gewig	540D Gewig	GDT Indeks	VOV Indeks	Skrotum	LH
-	-	312kg | 100 (1)	427kg | 100 (1)	-	-	- (B2)	-

VERKOPER OPMERKINGS: Sterk veldaangepaste bulle met goeie lengte, been en manlikhied. Inentings. Spons, milt en lam, en BKS

LOT 28 (M)

SK 230765

Kuddeboek	SP
Geb. dtm	2023-08-23
Oud.	3j 1m
Inteling	2%

Ouerskap	Vaar	Moer
DNS		
Genomies		

- SK 170455 HH(c) — Spn Mat. 108
  - IJS 070072 — Spn Mat. 62
    - CI 030039
    - CI 020079 — Oud. 8j | Gem. SI 106 | Kalwers 5 | Gespeen 1
  - SK 100167 — Oud. 13j | OEK 37m | TKP 494d | Kalwers 4 | Gespeen 3 | Spn. Mat. 133 | Gem. SI 113 | KKG - | KKS 54.2
    - SK 030910
    - SK 070060 — Oud. 4j | Gem. SI 102 | Kalwers 2 | Gespeen 2
- SK 150374 — Oud. 10j | OEK 36m | TKP 424d | Kalwers 7 | Gespeen 6 | Spn. Mat. 78 | Gem. SI 93 | KKG - | KKS 41.5 | Kalwings: 18-09, 19-10, 21-07, 22-09, 23-08, 24-12, 25-09
  - KV 080081 — Spn Mat. 73
    - KV 020646
    - KV 930166 — Oud. 20j | Gem. SI 97 | Kalwers 15 | Gespeen 12
  - SK 050008 — Oud. 18j | OEK 27m | TKP 442d | Kalwers 10 | Gespeen 7 | Spn. Mat. 84 | Gem. SI 91 | KKG - | KKS 33.9
    - SK 990666
    - SK 990683 — Oud. 17j | Gem. SI 100 | Kalwers 12 | Gespeen 10

G.A.P. STEENKAMP

Bothaville, Free State
steenkampgap@gmail.com

RIETPAN, BUS 717, BOTHAVILLE, 9660

KOEIWAARDE	94
85	Kalfgemak Waarde
106	Kalfgroei Waarde
90	Melk Waarde
104	Onderhoudswaarde
97	Vrugbaarheidswaarde
GROEI WAARDE	98
KARKAS WAARDE	-
PRODUKSIE WAARDE	95

EBV Analise 2026-09-17

Kalf en Moeder				Vrugbaarheid			
Geb. Dir.	Geb. Mat.	Spn. Dir.	Spn. Mat.	Skr. Omtr.	Vers Vrugb.	Koei Vrugb.	Lanklew.
91	85	106	90	102	106	90	104
34%	20%	67%	49%	74%	45%	22%	50%

Na-Speen Groei			Raam			Karkas		
Na-Speen	GDT	VOV	Volw. Gewig	Hoogte	Lengte	OSO	Vet	Mar
106	108	-	95	108	99	-	-	-
54%	66%		27%	54%	52%			

Miostatien	
Q204X	Nie Getoets
NT821	Nie Getoets
F94L	Nie Getoets

Geb. Gewig	205D Gewig	365D Gewig	540D Gewig	GDT Indeks	VOV Indeks	Skrotum	LH
-	205kg | 108 (12)	-	-	687g/d | 89 (12)	-	321mm (D1)	-

VERKOPER OPMERKINGS: Entings, Milt - Lamsiekte en covexin10

© Compiled by the South African Stud Book and Livestock Improvement Association
All Pedigree- and Performance Data is as recorded on LOGIX on 18 September 2026

LOT 29 (M)

SS 220034 *HH(c)*

Herd Book	SP
Birth date	2022-10-15
Age	3y 12m
Inbreeding	2%
DNA	WSC078667

Parentage	Sire	Dam
DNA		
Genomic		

OJ 120089
Wean Mat. 133

- **KV 010568**
  Wean Mat. 124
  - **KV 930185**
  - **KV 910092**
    Age 19y | Avg. WI 108
    Calves 12 | Weaned 5
- **OJ 080007**
  Age 8y | AFC - | ICP 479d
  Calves 4 | Weaned 1 | Wean Mat. 133
  Avg. WI 121 | CCB - | CCW -

SS 070047
Age 15y | AFC 38m | ICP 475d
Calves 10 | Weaned 5 | Wean Mat. 92
Avg. WI 101 | CCB - | CCW 42.4
Calvings: 11-02, 12-02, 13-10, 15-01, 16-02, 17-05, 18-10, 19-10, 20-11, 22-10

- **SS 030012**
  Wean Mat. 104
  - **NV 970784**
  - **SS 000046**
    Age 4y | Avg. WI 104
    Calves 1 | Weaned 1
- **SS 040033**
  Age 12y | AFC 39m | ICP 442d
  Calves 10 | Weaned 6 | Wean Mat. 99
  Avg. WI 106 | CCB - | CCW 46
  - **SS 980051**
  - **SS 960083**
    Age 10y | Avg. WI 95
    Calves 6 | Weaned 4

J.J. STEENKAMP
Zastron, Free State
jacquiessteenkamp@gmail.com
POSBUS 462,,ZASTRON, 9950

COW VALUE	90
104	Calving Ease Value
85	Calf Growth Value
114	Milk Value
102	Maintenance Value
89	Fertility Value
GROWTH VALUE	90
CARCASS VALUE	-
PRODUCTION VALUE	89

EBV Analysis 2026-09-17

Calf and Mother				Fertility			
Birth Dir.	Birth Mat.	Wean Dir.	Wean Mat.	Scr. Circ.	Heifer Fert.	Cow Fert.	Longev.
105	95	85	114	86	98	88	90
38%	30%	59%	48%	38%	38%	22%	55%

Post-Wean Growth			Frame			Carcass		
Post Wean	ADG	FCR	Mature Weight	Height	Length	EMA	Fat	Mar
87	88	-	96	93	86	-	-	-
44%	34%		26%	38%	37%			

Birth Weight	205D Weight	365D Weight	540D Weight	ADG Index	FCR Index	Scrotum	LH
-	-	-	-	-	-	-	-

Myostatin	
Q204X	Free
NT821	Free
F94L	Free

SELLER REMARKS: Bul met 'n goeie raam wat baie melk sal teel. Kom uit ou, beproefde bloedlyne. Ilnentings. Spons, milt en lam, en BKS

LOT 30 (M)

MC 230356

Herd Book	SP
Birth date	2023-10-14
Age	2y 12m
Inbreeding	2%
DNA	G240768

Parentage	Sire	Dam
DNA	✔	
Genomic		

JEV 190073
Wean Mat. 96

- **MC 140548** HH(c)
  Wean Mat. 86
  - **KV 070071**
  - **MC 090688**
    Age 16y | Avg. WI 97
    Calves 3 | Weaned 2
- **NV 100052**
  Age 14y | AFC 39m | ICP 414d
  Calves 10 | Weaned 8 | Wean Mat. 106
  Avg. WI 107 | CCB 7.06 | CCW 47.2
  - **NV 030483**
  - **NV 930403**
    Age 17y | Avg. WI 97
    Calves 11 | Weaned 7

MC 210643
Age 4y | AFC 31m | ICP -
Calves 1 | Weaned 1 | Wean Mat. 108
Avg. WI 119 | CCB - | CCW -
Calvings: 23-10

- **MC 130366**
  Wean Mat. 60
  - **KV 060007**
  - **MC 050179**
    Age 17y | Avg. WI 104
    Calves 8 | Weaned 8
- **MC 160853**
  Age 10y | AFC 30m | ICP 404d
  Calves 7 | Weaned 7 | Wean Mat. 133
  Avg. WI 111 | CCB - | CCW 41.1
  - **NV 130056**
  - **NV 130147**
    Age 12y | Avg. WI 117
    Calves 9 | Weaned 7

P.A. CRONJE
Theunissen, Free State
0836293491
bobcronje@gmail.com
POSBUS 232,,THEUNISSEN, 9410

COW VALUE	107
75	Calving Ease Value
122	Calf Growth Value
101	Milk Value
92	Maintenance Value
105	Fertility Value
GROWTH VALUE	124
CARCASS VALUE	-
PRODUCTION VALUE	111

EBV Analysis 2026-09-17

Calf and Mother				Fertility			
Birth Dir.	Birth Mat.	Wean Dir.	Wean Mat.	Scr. Circ.	Heifer Fert.	Cow Fert.	Longev.
72	95	122	101	121	97	100	131
68%	42%	65%	45%	72%	39%	22%	47%

Post-Wean Growth			Frame			Carcass		
Post Wean	ADG	FCR	Mature Weight	Height	Length	EMA	Fat	Mar
123	127	-	108	134	131	-	-	-
66%	62%		35%	73%	70%			

Birth Weight	205D Weight	365D Weight	540D Weight	ADG Index	FCR Index	Scrotum	LH
38kg	242kg | *119 (43)*	-	445kg | *108 (10)*	1315g/d | *98 (16)*	6.79 | *93*	296mm *(C3)*	1.18

Myostatin	
Q204X	Not Tested
NT821	Not Tested
F94L	Not Tested

SELLER REMARKS:

© Compiled by the South African Stud Book and Livestock Improvement Association
All Pedigree- and Performance Data is as recorded on LOGIX on 18 September 2026

LOT 31 (F)

MC 230363

Kuddeboek	SP
Geb. dtm	2023-11-21
Oud.	2j 11m
Inteling	2%
DNS	G240773

MC 180166
Spn Mat. 105

Ouerskap	Vaar	Moer
DNS	✔	
Genomies		

MC 140604
Spn Mat. 106

MC 070411
MC 110035
Oud. 13j | Gem. SI 103
Kalwers 10 | Gespeen 8

MC 150737
Oud. 8j | OEK 29m | TKP 371d
Kalwers 7 | Gespeen 7 | Spn. Mat. 91
Gem. SI 93 | KKG - | KKS 31.4

KV 070071
MC 090771
Oud. 12j | Gem. SI 95
Kalwers 10 | Gespeen 9

MC 200531
Oud. 4j | OEK 38m | TKP -
Kalwers 1 | Gespeen - | Spn. Mat. 93
Gem. SI - | KKG - | KKS -
Kalwings: 23-11

MC 160776 HH(c)
Spn Mat. 91

MC 110010
MC 120223
Oud. 10j | Gem. SI 103
Kalwers 2 | Gespeen 1

MC 140565 HH(c)
Oud. 10j | OEK 32m | TKP 395d
Kalwers 8 | Gespeen 6 | Spn. Mat. 91
Gem. SI 95 | KKG - | KKS 31.2

MC 110020
MC 110072
Oud. 11j | Gem. SI 110
Kalwers 3 | Gespeen 3

P.A. CRONJE

Theunissen, Free State
0836293491
bobcronje@gmail.com

POSBUS 232,,THEUNISSEN, 9410

KOEIWAARDE	97
100	Kalfgemak Waarde
98	Kalfgroei Waarde
99	Melk Waarde
93	Onderhoudswaarde
102	Vrugbaarheidswaarde
GROEI WAARDE	95
KARKAS WAARDE	-
PRODUKSIE WAARDE	96

IDTrax EBV Analise 2026-09-17

Kalf en Moeder				Vrugbaarheid			
Geb. Dir.	Geb. Mat.	Spn. Dir.	Spn. Mat.	Skr. Omtr.	Vers Vrugb.	Koei Vrugb.	Lanklew.
101	96	98	99	99	100	104	99
68%	43%	55%	42%	47%	39%	18%	50%

Na-Speen Groei			Raam			Karkas		
Na-Speen	GDT	VOV	Volw. Gewig	Hoogte	Lengte	OSO	Vet	Mar
100	99	-	106	89	90	-	-	-
52%	42%		37%	47%	46%			

Miostatien	
Q204X	Nie Getoets
NT821	Nie Getoets
F94L	Nie Getoets

Geb. Gewig	205D Gewig	365D Gewig	540D Gewig	GDT Indeks	VOV Indeks	Skrotum	LH
34kg	-	231kg | 103 (38)	284kg | 98 (38)	-	-	- (B2)	-

VERKOPER OPMERKINGS:

LOT 32 (F)

MC 230389

Kuddeboek	F4
Geb. dtm	2023-12-09
Oud.	2j 10m
Inteling	1%
DNS	G240795

SS 170055
Spn Mat. 90

Ouerskap	Vaar	Moer
DNS	✔	✔
Genomies		

SS 110040
Spn Mat. 87

MC 070426
SS 070070
Oud. 15j | Gem. SI 109
Kalwers 11 | Gespeen 10

SS 110025
Oud. 12j | OEK 35m | TKP 465d
Kalwers 8 | Gespeen 7 | Spn. Mat. 102
Gem. SI 102 | KKG - | KKS 41.7

MC 050121
SS 060020
Oud. 16j | Gem. SI 104
Kalwers 11 | Gespeen 7

MC 130407
Oud. 10j | OEK 36m | TKP 365d
Kalwers 8 | Gespeen 5 | Spn. Mat. 92
Gem. SI 97 | KKG - | KKS 33.3
Kalwings: 16-12, 17-12, 18-11, 19-12, 20-11, 21-12, 22-12, 23-12

MC 080612
Spn Mat. 90

MC 040064
MC 940654
Oud. 15j | Gem. SI 108
Kalwers 11 | Gespeen 9

MC 090761
Oud. 13j | OEK 35m | TKP 405d
Kalwers 5 | Gespeen 3 | Spn. Mat. 123
Gem. SI 112 | KKG - | KKS 39

MC 030761
MC 050113
Oud. 7j | Gem. SI 111
Kalwers 5 | Gespeen 4

P.A. CRONJE

Theunissen, Free State
0836293491
bobcronje@gmail.com

POSBUS 232,,THEUNISSEN, 9410

KOEIWAARDE	103
104	Kalfgemak Waarde
100	Kalfgroei Waarde
91	Melk Waarde
100	Onderhoudswaarde
115	Vrugbaarheidswaarde
GROEI WAARDE	87
KARKAS WAARDE	-
PRODUKSIE WAARDE	100

IDTrax EBV Analise 2026-09-17

Kalf en Moeder				Vrugbaarheid			
Geb. Dir.	Geb. Mat.	Spn. Dir.	Spn. Mat.	Skr. Omtr.	Vers Vrugb.	Koei Vrugb.	Lanklew.
100	111	100	91	103	112	116	96
70%	49%	57%	52%	53%	46%	24%	54%

Na-Speen Groei			Raam			Karkas		
Na-Speen	GDT	VOV	Volw. Gewig	Hoogte	Lengte	OSO	Vet	Mar
94	94	-	100	93	92	-	-	-
54%	48%		43%	54%	52%			

Miostatien	
Q204X	Nie Getoets
NT821	Nie Getoets
F94L	Nie Getoets

Geb. Gewig	205D Gewig	365D Gewig	540D Gewig	GDT Indeks	VOV Indeks	Skrotum	LH
35kg	-	238kg | 104 (38)	298kg | 101 (38)	-	-	- (B2)	-

VERKOPER OPMERKINGS:

© Compiled by the South African Stud Book and Livestock Improvement Association
All Pedigree- and Performance Data is as recorded on LOGIX on 18 September 2026

LOT 33 (F)

SJJ 230110

Herd Book	A
Birth date	2023-12-11
Age	2y 10m
Inbreeding	0%

Parentage	Sire	Dam
DNA		
Genomic		

- SS 180036 HH(c) — Wean Mat. 110
  - SS 110032 — Wean Mat. 91
    - MC 050121
    - SS 060043 — Age 16y | Avg. WI 107 — Calves 11 | Weaned 10
  - SS 100034 — Age 12y | AFC 40m | ICP 407d — Calves 7 | Weaned 5 | Wean Mat. 133 — Avg. WI 112 | CCB - | CCW 39.5
    - SER 050006
    - SS 050023 — Age 17y | Avg. WI 110 — Calves 8 | Weaned 6

S.L JACOBS

Clocolan, Free State
0769763540
vlermuissj@gmail.com

POSBUS 136,,CLOCOLAN, 9735

COW VALUE	-
101	Calving Ease Value
89	Calf Growth Value
116	Milk Value
118	Maintenance Value
96	Fertility Value
GROWTH VALUE	96
CARCASS VALUE	-
PRODUCTION VALUE	-

EBV Analysis 2026-09-17

Calf and Mother				Fertility			
Birth Dir.	Birth Mat.	Wean Dir.	Wean Mat.	Scr. Circ.	Heifer Fert.	Cow Fert.	Longev.
96	115	89	116	109	119	76	110
45%	23%	43%	30%	27%	13%	8%	35%

Post-Wean Growth			Frame			Carcass		
Post Wean	ADG	FCR	Mature Weight	Height	Length	EMA	Fat	Mar
93	93	-	81	100	100	-	-	-
32%	23%		18%	27%	26%			

Myostatin	
Q204X	Not Tested
NT821	Not Tested
F94L	Not Tested

Birth Weight	205D Weight	365D Weight	540D Weight	ADG Index	FCR Index	Scrotum	LH
31kg	226kg | *107 (3)*	-	-	-	-	-	-

SELLER REMARKS: Aanhangsel A gekeur word as graad aangebied. Dragtig 7+ maande. Entings Spons, Milt, Lam,BVD, RB51en BKS

© Compiled by the South African Stud Book and Livestock Improvement Association
All Pedigree- and Performance Data is as recorded on LOGIX on 18 September 2026

Dier Info				Actual Values						Expected Breeding Values											Indices			Dam		
LOT	Animal ID	Sex	SEC	Birth Wt (kg)	205d Wt (kg)	CCB *Ratio*	CCW *Ratio*	Length Height *Ratio*	Scr. Circ. *(mm)*	Birth Dir (kg)	Birth Mat (kg)	Wean Dir (kg)	Wean Mat (kg)	Post Wean (kg)	Mature Weight. (kg)	ADG (g/d)	FCR (kg:kg)	Scr. Circ. (mm)	Height. (mm)	Length (mm)	Wean	ADG	Scr. Circ.	Avg. Wean Index	Nr. Calves	Repr. Index
		Breed Average								1.60	-0.03	16.9	5.7	29	29	126		18.9	17.0	37.0						
		Auction Average		34	225	6.76	43.3	1.17	327	1.67	-0.11	18.0	6.3	35	30	141	-	21.6	18	40	108	102	105	104	5.0	94
1	JEV 230135	M	SP	30	276	7.25	44.2	1.17	320	1.00	-0.87	26.1	3.2	45.7	36.5	172	0	19.5	9	47	113	96	101	105	4	105
2	MC 230222	M	SP	38	190	-	37.8	-	-	2.48	0.14	18.2	7.0	42.6	47.1	136	0	22.3	21	40	99	-	106	102	12	109
3	WH 230028	M	SP	-	234	-	-	-	-	1.54	-0.57	13.7	3.1	20.1	26.9	91	0	11	14	24	104	-	86	104	1	62
4	SK 230770	M	SP	-	208	-	-	-	320	2.27	-0.02	22.3	-1.8	39.1	28.6	112	0	20.4	17	28	110	102	103	99	4	89
5	MGV 230013	M	SP	-	251	-	-	-	-	1.78	-0.25	9.9	4.5	21.8	3.9	88	0	13.4	22	31	114	-	90	114	1	98
6	SS 230075	M	F3	-	237	-	51	-	-	2.36	-0.18	22.7	11.8	43.9	37.4	172	0	29	11	50	108	-	118	111	5	95
7	HL 220135	M	SP	-	247	-	-	1.21	375	0.97	0.29	17.3	8.2	45.1	9.8	165	0	33.1	15	47	114	101	125	102	4	89
8	TK 220522	M	F3	27	-	4.49	-	-	-	-0.11	-0.12	18.6	9.4	39.2	39.4	156	0	30.9	13	55	-	-	121	109	9	88
9	MC 230267	F	SP	33	195	-	39.4	-	-	0.68	0.48	16.7	5.0	33.9	51.1	98	0	18.2	5	34	101	-	99	90	4	104
10	MC 230299	F	SP	38	191	-	31.5	-	-	2.41	0.15	18.3	4.1	31.8	39.3	113	0	18	21	40	95	-	98	93	9	106
11	JEV 230094	F	SP	24	226	6.15	47.6	-	-	-0.69	-0.30	11.6	9.4	34.5	-4.5	125	0	19.1	8	35	105	-	100	105	3	100
12	SJJ 230039	F	F3	34	197	6.95	40.1	-	-	1.43	-0.22	18.0	8.5	35.1	42.7	139	0	22.2	22	46	95	-	106	99	8	110
13	JEV 230150	M	SP	37	294	-	-	1.14	300	3.00	-0.64	29.3	7.6	50.6	57.0	222	0	15.4	22	58	118	105	94	115	4	101
14	MC 230270	M	SP	34	222	-	47.2	-	-	0.44	0.32	12.3	10.7	31.0	22.2	134	0	20.1	19	34	110	-	102	104	7	93
15	WGD 240034	M	SP	-	229	-	-	-	-	1.28	-0.65	13.7	1.8	22.0	21.3	111	0	10.7	18	31	110	-	85	110	2	70
16	SK 230801	M	SP	-	216	-	43	-	330	2.76	0.56	23.1	7.1	42.1	33.4	177	0	33.6	30	49	101	117	126	98	14	106
17	SS 230044	M	F3	-	208	-	47.5	-	-	1.48	-0.34	21.2	3.1	43.2	37.4	162	0	25.3	18	50	106	-	111	97	8	102
18	TK 220630	M	SP	39	-	9.4	-	-	-	2.84	0.29	19.5	9.9	38.3	35.0	111	0	22.5	9	35	-	-	106		4	102
19	MC 230311	F	SP	34	211	-	43.9	-	-	1.73	0.18	17.3	7.9	37.4	19.8	154	0	23.8	13	28	110	-	109	113	3	100
20	MC 230313	F	SP	31	196	-	38.9	-	-	1.15	0.05	12.2	7.8	30.9	27.3	105	0	15.1	14	26	103	-	93	103	1	77
21	MC 230361	F	SP	30	-	-	-	-	-	0.43	-0.05	12.4	5.3	31.1	10.1	150	0	21	12	27	-	-	104		1	77
22	JEV 230137	F	SP	28	239	6.75	45.9	-	-	0.15	-0.72	21.2	5.4	34.7	29.2	191	0	22.4	20	52	116	-	106	111	3	98
23	JNS 230114	F	SP	28	208	6.53	44	-	-	1.64	-0.55	14.5	7.3	30.0	27.9	139	0	17.6	15	33	104	-	98	103	2	74
24	JEV 230216	M	SP	34	233	6.58	47	-	-	2.15	-0.10	18.9	10.0	38.2	37.4	162	0	23.3	28	52	108	-	108	115	6	110
25	MC 230296	M	SP	39	249	-	45	1.14	340	2.29	-0.58	22.9	5.2	33.5	44.0	161	0	26.8	24	47	122	100	114	109	10	103

© Compiled by the South African Stud Book and Livestock Improvement Association
All Breeding Values and Performance Data is as recorded on LOGIX on 18 September 2026

Dier Info				Werklike Syfers						Verwagte Teelwaardes											Indekse			Moeder		
LOT	Dier ID	Geslag	AFD	Geb. Gewig (kg)	205d Gewig (kg)	KKG *Verh.*	KKS *Verh.*	Lengte Hoogte *Verh.*	Skr. Omtr. *(mm)*	Geb Dir (kg)	Geb Mat (kg)	Spn Dir (kg)	Spn Mat (kg)	Na-Spn (kg)	Volw. Gewig (kg)	GDT (g/d)	VOV (kg:kg)	Skr. Omtr. (mm)	Hoogte (mm)	Lengte (mm)	Spn.	GDT	Skr. Omtr.	Gem. Spn. Indeks	Aant. Kalw.	Repr. Indeks
		Ras Gemiddeld								1.60	-0.03	16.9	5.7	29	29	126		18.9	17.0	37.0						
		Aanbod Gemiddeld		34	225	6.76	43.3	1.17	327	1.67	-0.11	18.0	6.3	35	30	141	-	21.6	18	40	108	102	105	104	5.0	94
26	MC 230322	M	SP	43	216	-	39.2	1.15	330	3.23	0.57	22.6	7.8	44.8	39.9	195	0	36	33	54	101	108	130	101	10	113
27	WH 230024	M	SP	-	-	-	-	-	-	2.09	-0.51	18.6	1.2	25.4	28.9	106	0	16.1	22	40	-	-	95		1	53
28	SK 230765	M	SP	-	205	-	46.2	-	320	2.29	0.40	19.7	2.8	37.2	23.7	159	0	19.8	22	35	108	89	102	93	7	99
29	SS 220034	M	SP	-	-	-	-	-	-	1.24	0.11	10.0	9.8	21.9	24.4	81	0	10.9	12	21	-	-	86	101	10	90
30	MC 230356	M	SP	38	242	-	-	1.18	305	3.64	0.11	27.0	6.1	51.4	37.6	232	0	30.5	38	72	119	98	121	119	1	89
31	MC 230363	V	SP	34	-	-	-	-	-	1.50	0.09	16.1	5.5	33.6	35.9	124	0	18.5	10	25	-	-	99		1	77
32	MC 230389	V	F4	35	-	-	-	-	-	1.62	-0.36	16.9	3.1	28.3	28.6	102	0	20.7	12	28	-	-	103	97	8	110
33	SJJ 230110	V	A	31	226	-	-	-	-	1.91	-0.47	11.7	10.1	27.7	8.3	100	0	24.2	16	37	107	-	109			-

© Compiled by the South African Stud Book and Livestock Improvement Association
All Breeding Values and Performance Data is as recorded on LOGIX on 18 September 2026

EXPLANATION OF CATALOGUE ABBREVIATIONS		VERDUIDELIKING VAN KATALOGUS AFKORTINGS	
Lot Number	LOT	LOT	Lot Nommer
Estimated Breeding Value	EBV	EBV	Beraamde Teelwaarde
Parentage verification	Parentage	Ouerskap	Ouerskap verifikasie
Age in years	AGE	OUD.	Ouderdom in jaar
Age at First Calving	AFC	OEK	Ouderdom met Eerst Kalwing
Intercalving Period	ICP	TKP	Tussen-Kalf Periode
Number of calvings	Calvings	Kalwings	Aantal kalwings
Number of calves weaned	Weaned	Gespeen	Aantal kalwers gespeen
Average Wean index	Avg. WI	Gem. SI	Gemiddelde speen indeks
Animal identification number	ID	ID	Dier se identifikasie nommer
Herd Book Section	SEC	AFD	Kuddeboek Afdeling
Herd Book Section: Pending Registration	PEN	PEN	Kuddeboek Afdeling: Wag vir Registrasie
Herd Book Section: Not for Registration	NFR	NFR	Kuddeboek Afdeling: Nie vir Registrasie
Herd Book Section: Foundation Generation	FO	FO	Kuddeboek Afdeling: Fondasie Generasie
Herd Book Section: Appendix A	A	A	Kuddeboek Afdeling: Aanhangsel A
Herd Book Section: Appendix B	B	B	Kuddeboek Afdeling: Aanhangsel B
Herd Book Section: Studbook Proper, a registered animal	SP	SP	Kuddeboek Afdeling: Studbook Proper, 'n geregistreerde dier
Genomically Tested	GT	GT	Genomies Getoets
Homozygous Horned (Celtic test)	HH(c)	HH(c)	Homosigoties horings (Celtic toets)
Homozygous Polled (Celtic test)	PP(c)	PP(c)	Homosigotiets Poena (Celtic toets)
Heterozygous Polled (Celtic test)	Pp(c)	Pp(c)	Heterosigoties Poena (Celtic toets)
Phenotypically Polled	P	P	Fenotipies Poena
Birth Direct breeding value	Birth Dir.	Geb. Dir	Geboorte Direk teelwaarde
Wean Direct breeding value	Wean Dir.	Spn. Dir.	Speen Direk teelwaarde
Wean Maternal breeding value	Wean Mat.	SPn. Mat.	Speen Maternaal teelwaarde
Scrotal Circumference (mm)	Scr. Circ.	Skr. Omt.	Skrotum omtrek (mm)
Heifer Fertility	Heifer Fert.	Vers Vrugb.	Vers Vrugbaarheid
Cow Fertility	Cow Fert.	Koei Vrugb.	Koei Vrugbaarheid
Longevity	Longev.	Lankl.	Lanklewendheid
Mature Weight	Mat. Wt.	Volw. Gewig	Volwasse gewig
Average Daily Gain (g/day)	ADG	GDT	Gemiddelde Daaglikse Toename (g/dag)
Feed Conversion Ratio (kg:kg)	FCR	VOV	Voeromset verhouding (kg:kg)
Eye Muscle Area	EMA	OSO	Oogspier grootte
Backfat Thickness	Fat	Vet	Rugvet Diepte
Marbeling (intra-muscular fat)	Mar	Mar	Marmering (binne-spierse vet)
Actual birth weight	Birth Wt.	Geb. gewig	Werklike geboorte gewig
205-day Dam-age corrected weight	205d Wt.	205d gewig	205-dag Moeder-ouderdom gekorrigeerde gewig
365-day weight index	365D Index	365D Indeks	365-dae gewig indeks
540-day weight index	540D Index	540D Indeks	540-dae gewig indeks
Length-Height ratio	LH	LH	Lengte-Hoogte verhouding
Cow's average Cow-Calf birth weight ratio	CCB	KKG	Koei se gemiddelde Koei-Kalf geboortegewig verhouding
Cow's average Cow-Calf wean weight ratio	CCW	KKS	Koei se gemiddelde Koei-Kalf speengewig verhouding
Average Weaning Index	Avg. WI	Gem. SI	Gemiddelde speen indeks
Number of Calves	Nr. Calves	Aant. Kalw.	Aantal kalwers
Reproduction Index	Repr. Index	Repr. Indeks	Reproduksie indeks
Animal sex: M - Male, F - Female	M / F	M / V	Dier geslag: M - Manlik, V - Vroulik

© Compiled by the South African Stud Book and Livestock Improvement Association

AFRIKANER
CATTLE BREEDERS' SOCIETY OF SOUTH AFRICA
BEESTELERSGENOOTSKAP VAN SUID-AFRIKA

KOMMERSIEEL

Afrikaner Nasionale Veiling

Lot	Verkoper / Teler	Aantal	Beskrywing	Inentings
34	P. Joubert	5	Oop verse	Spons, Milt, Lamsiekte, BKS en RB51
35	H.L. Breedt	4	Oop verse	Spons, Milt, Lamsiekte, BKS en RB51
36	P.A. Cronje	4	Oop Afrex verse	Spons, Milt, Lamsiekte, BKS en RB51
37	P. Joubert	5	Oop verse	Spons, Milt, Lamsiekte, BKS en RB51
38	H.L. Breedt	4	Oop verse	Spons, Milt, Lamsiekte, BKS en RB51
39	P.A. Cronje	4	Oop Afrex verse	Spons, Milt, Lamsiekte, BKS en RB51
40	P.A. Cronje	4	Oop Afrex verse	Spons, Milt, Lamsiekte, BKS en RB51
41	P.A. Cronje	4	Oop Afrex verse	Spons, Milt, Lamsiekte, BKS en RB51
42	P.A. Cronje	4	Oop Afrex verse	Spons, Milt, Lamsiekte, BKS en RB51